

# SANITARY REPORT

HONG KONG

FOR THE YEAR

1926.

## CONTENTS.

---

	<i>Page</i>
1. Report of the Head of the Sanitary Department :—	
Sanitary Board Members ... ..	5
Legislation ... ..	6
Staff ... ..	6-8
Administration ... ..	8-10
Work done under the Public Health & Buildings Ordinance ... ..	10-11
Work done under Food and Drugs Ordinance and Sec. 83, P. H. & B. O. ... ..	11-12
Vaccination of children... ..	12
Scavenging ... ..	12-13
Refuse Removal ... ..	13
Nightsoil Removal... ..	13
Work done at Disinfecting Stations ... ..	14
Ambulance and Dead Box Service ... ..	15
Public Bath Houses ... ..	16
Water Closets and Public Conveniences ... ..	17
Markets and Special Food Licences ... ..	17
Cemeteries, Mortuaries, Crematoria ... ..	17-18
Births and Deaths Registration ... ..	19
Revenue and Expenditure ... ..	20
2. Report of the Medical Officer of Health :—	
Meteorological data ... ..	45
Population ... ..	45
Immigration and Emigration ... ..	48
Births ... ..	48
Deaths ... ..	49
Age distribution of deaths ... ..	50
Tables ... ..	57-75
3. Report of the Colonial Veterinary Surgeon :—	
Staff ... ..	77
General Statistics ... ..	77
Lard Factories ... ..	78



REPORT OF THE HEAD OF THE SANITARY  
DEPARTMENT.

---

1.—SANITARY BOARD.

The following were members of the Sanitary Board during the year:—

President, the Head of the Sanitary Department, Mr. N. L. Smith, for whom Mr. R. A. D. Forrest acted from 28th September to 14th October.

Vice-President, the Director of Public Works, the Honourable Mr. H. T. Creasy.

The Secretary for Chinese Affairs, the Honourable Mr. E. R. Hallifax, C.M.G., C.B.E., for whom Mr. D. W. Tratman acted from 9th January to 30th April and Mr. R. A. C. North acted from 14th July to 24th July.

The Medical Officer of Health, Mr. W. W. Pearse, M.D., D.P.H., proceeded on leave on 29th May and Mr. A. G. M. Severn, M.D., D.P.H., was appointed to act as Medical Officer of Health from 29th May. Dr. Severn proceeded on leave on 24th October and Mr. G. W. Pope, I.R.C.P. & S., D.P.H., was appointed to act as Medical Officer of Health from 25th October.

Lieutenant-Colonel S. Boylan Smith, D.S.O., O.B.E., R.A.M.C.

Dr. W. V. M. Koch went on leave on 20th October.

Mr. J. P. Braga appointed on 8th November to act during the absence on leave of Dr. W. V. M. Koch.

Mr. Seen-wan Tso, LL.D.

Mr. Wong Kwong-tin.

Mr. C. G. Alabaster, K.C., O.B.E., resigned on expiry of term of office on 11th April.

Dr. S. C. Ho appointed on 22nd May vice Mr. C. G. Alabaster; K.C., O.B.E.

Dr. J. C. Macgown.

2.—LEGISLATION.

The following By-law was made by the Board.

The Prevention and Mitigation of Epidemic, Endemic, Contagious or Infectious Disease By-laws were amended so as to restrict the sale of cut fruit or ice-cream or any frozen or chilled preparation, such By-laws to come into force only after a notification to that effect shall have appeared in the Government Gazette.

3.—DEPARTMENTAL STAFF.

The Medical Officer of Health Dr. W. W. Pearse, M.D., D.P.H., proceeded on leave on 29th May pending retirement on 29th October and Dr. A. G. M. Severn, M.D., D.P.H., was appointed to act as Medical Officer of Health as from 29th May.

Dr. A.G.M. Severn proceeded on leave on 24th October and his services with the Hong Kong Government ceased on 25th November.

Dr. G. W. Pope, L.R.C.P., & S., D.P.H., was appointed to act as Medical Officer of Health from 25th October.

*Inspectors:—*

The Establishment was increased by 1 First Class Inspector and 4 Second Class Inspectors.

NAME.	DEPARTURES.			ARRIVALS.			REMARKS.
	On Leave.	On Transfer.	Miscellaneous.	On Appointment.	From Leave.	Miscellaneous.	
	Inspector Reid, J. ....	6.2.26.	—	—	—	10.12.26.	
" Blakc, M. T. H. ....	6.2.26.	—	—	—	26.11.26.	—	
" Haigh, G. ....	—	—	11.3.26.	—	—	—	
" Ponsford, E. N. ....	—	—	—	29.3.26.	—	—	
" Gipson, G. ....	8.4.26.	—	—	—	—	—	
" Thomson, W. ....	—	—	—	—	25.6.26.	—	
" Armstrong, T. ....	—	—	—	19.8.26.	—	—	
" Phillips, D. W. ....	—	—	—	1.9.26.	—	—	
Senior Inspector Duncan, R. ....	—	—	—	—	16.9.26.	—	
Inspector Seddon, T. ....	—	—	—	16.9.26.	—	—	
Inspector Millington, H. ....	2.10.26.	—	—	—	—	—	
Senior Inspector Knight, H. J. ....	—	—	8.10.26.	—	—	—	
Inspector Savage, E. ....	13.11.26.	—	—	—	—	—	
" Kelly, S. ....	16.11.26.	—	—	—	—	—	

On Retirement.

*Promotions:—*

Second Class Inspector J. Reid promoted to First Class Inspector as from 1st January 1926.

Inspector R. C. Witchell continued to act as Senior Inspector vice Senior Inspector R. Duncan on leave till 6th April 1926; afterwards acted as Senior Inspector vice Senior Inspector H. J. Knight on leave as from 7th April 1926 till 7th October 1926.

Inspector A. K. Taylor appointed to act as Senior Inspector vice Senior Inspector R. Duncan on leave as from 7th April 1926 till 15th September 1926.

Second Class Inspector J. G. Hooper promoted to First Class Inspector as from 1st October 1926.

First Class (Acting Senior Inspector) R. C. Witchell promoted to Senior Inspector as from 8th October 1926.

Second Class Inspector S. Eccleshall promoted to First Class Inspector as from 8th October 1926.

*Clerical Staff:—*

Mr. D. Davies, First Clerk and Assistant Secretary was on leave from 6th March to 30th October. Mr. J. Watson acted.

Four Class VI Clerks were added.

For distribution of Staff see Appendix A.

#### 4. ADMINISTRATION.

*General Sanitary Work:—*The area controlled by the Sanitary Board is limited to the Island of Hong Kong and to Kowloon and New Kowloon.

For the purpose of administering the Public Health and Buildings Ordinance the Island of Hong Kong is divided into the City of Victoria; its extension eastwards as far as and including Shaukiwan; the Hill District and the outlying villages of Aberdeen, Aplichau, Stanley and Taitam.

The City proper is divided into eastern, central, western-central and western districts each with a sanitary office, and subdivided into 12 Health Districts each with a Sanitary Inspector in charge. (see map A). The Hill District is worked in conjunction with Health District 3. The Shaukiwan extension has a Sanitary Inspector in charge. The Sanitary Inspector posted in Aberdeen is in charge of Aberdeen, Aplichau, Stanley and Taitam districts.

Kowloon is divided into Kowloon peninsula, Shamshuipo and Kowloon City each with a sanitary office, and subdivided into seven Health Districts each with a Sanitary Inspector (see map B).

*Scavenging and Nightsoil Removal*:—For the purpose of Refuse Collection the City and Hill District is divided into three main districts East, Central and West, each with an Inspector in charge. There are two Inspectors in charge of Kowloon peninsula and the District Inspector of Health District 15 combines supervision of refuse collection with district work. The Inspector in charge of Shaukiwan Health District also supervises refuse collection in this district. The villages of Aberdeen, Aplichau, Stanley and Taitam are scavenged by contractors under supervision of the Sanitary Inspector in charge. Inspectors in charge of refuse collection also supervise the removal of nightsoil in this area; the removal itself is carried out by contractors.

The disposal of refuse from the City of Victoria and Kowloon is supervised by a Senior Sanitary Inspector who is also in charge of street-watering in Victoria. Kowloon street-watering is under the direction of the Inspector in charge of Scavenging (Kowloon).

*Disinfection*:—For the purposes of disinfection of infected clothing there is a Disinfecting Station in Victoria and a Disinfecting Station in Kowloon each under the control of an Inspector. Transport is made by means of an infected-clothing motor van on either side. Use is also made of portable "Sack" Disinfectors.

*Cemeteries*:—Public cemeteries on Hong Kong Island and Kowloon are under the charge of a special Inspector and the Inspector in charge of Kowloon Disinfecting Station respectively.

*Markets*:—The Central and Western Markets are under an Overseer. Other markets are supervised by the local district Inspectors.

*Veterinary Work*:—There is a Government depot at Kennedy Town (Hong Kong) for the reception of all cattle, sheep, swine, and goats brought into the Colony for slaughter. There are also Government Slaughter Houses at Kennedy Town and Ma Tau Kok (Kowloon) and controlled slaughter houses at Aberdeen and Sai Wan Ho at one of which all animals for food must be slaughtered. The Government depot and slaughter houses are under the direct charge of the Colonial Veterinary Surgeon and Assistant Colonial Veterinary Surgeon and a staff of four Inspectors. All beef in Hong Kong and Kowloon is conveyed from slaughter house to market in specially constructed motor vans.

Depot fees are 50 cents for cattle, 10 cents for sheep, 10 cents for swine. Slaughter fees (which are not additional to depot fees) are 40 cents for cattle, 20 cents for sheep and 30 cents for swine. There is a crematorium at Kennedy Town Slaughter House at which carcasses can be destroyed on payment of a prescribed fee. A certain number of private factories are established in the immediate vicinity of the Government Slaughter Houses (Kennedy Town and Ma Tau Kok) at which lard and meat products derived solely from these slaughter houses are prepared for export under the direct supervision of the Colonial Veterinary Surgeon and his staff.

#### 5.—WORK DONE UNDER THE PUBLIC HEALTH AND BUILDINGS ORDINANCE.

(i) *Sanitary nuisances and Contraventions of Sanitary By-laws*:—Appendix B shows the total number of nuisances reported and the action taken to obtain compliance and the amount of fines. For the second half of the year it has been the practice to omit the warning letters which precede Legal Notices in the case of considerably more nuisances than heretofore, with a corresponding effect on the statistics regarding compliance. Of the total number of nuisances reported in which action was taken 27% were abated after receipt of a letter. In 630 cases a legal notice failed to produce compliance. Of the summonses which followed 569 secured convictions, 21 were discharged, 4 abandoned and 36 withdrawn.

Appendix C shows the nuisances in respect of which action was taken.

Appendix D (i) shows the Health Districts from which these nuisances were reported and Appendix D (ii) gives details of all prosecutions and the amount of fines inflicted.

(ii) *Building Nuisances*:—Appendix D (i) line 1 shows by districts the number of nuisances under Part III of the Public Health and Buildings Ordinance reported by this Department to the Building Authority for action. These are additional to those referred to in paragraph (i) above.

(iii) *Miscellaneous Improvements*:—Appendix D (i) lines 3, 4, 5, 6, 7, shows miscellaneous improvements effected by District Inspectors in their districts. Lines 9, 10, 11, 12, show the number of houses demolished and erected. The great majority of these are tenement houses.

(iv) *House Cleansing*:—The routine work under the by-laws for the Prevention and Mitigation of Epidemic disease was carried out during the year. Appendix E shows the number of floors cleansed in the various districts and as compared with the last two years.

House cleansing is carried on continuously on five mornings a week throughout the year by the staff. Appendix F shows approximately the total number of Chinese houses liable for cleansing.

(v) *Limewashing*:—The usual limewashing required by the Domestic Cleanliness and Ventilation by-laws was carried out during the year. Appendix G shows the number of floors limewashed. The difference between the total and the total in Appendix F is due partly to exemptions, many floors being new and not requiring limewashing. A certain number has also been carried over into 1927.

(vi) *Rat Catching*:—Twenty-eight members of the cleansing staff were employed during the year setting traps, bird lime boards and rat poison; also collecting rats from street rat-bins, private premises, etc., and taking them to the Public Mortuary for examination. Special campaigns in February and November were undertaken when rat-poison was distributed throughout urban districts. The total number of rats caught was:—

Hong Kong .....	93,250
Kowloon .....	36,665

Of these, none were found to be plague infected.

(vii) *Mosquito Prevention*:—The routine work of oiling pools and inspecting dwellings for breeding places was carried out by district Inspectors, as well as by one Overseer and two Foremen with coolies specially employed, and full use was made of the powers given by the by-laws for the Prevention of Dissemination of Disease by Mosquitoes. The usual cutting of undergrowth in May and October was also carried out in conjunction with the Botanical and Forestry Department and the Military Authorities (as regards Military lands).

6.—WORK DONE UNDER THE FOOD AND DRUGS ORDINANCE  
AND SECTION 83 OF THE PUBLIC HEALTH AND  
BUILDINGS ORDINANCE.

133 samples of fresh milk were submitted for analysis under section 12 of the Food and Drugs Ordinance of which 128 were found to pass the standard and 5 to be below standard.

In addition samples of Food and Drugs were taken as follows:—

Milk, Tinned .....	8
Milk, Skimmed .....	1
Bread .....	37
Flour .....	19
Butter .....	13
Cheese .....	7
Coffee .....	21
Tea .....	12
Sugar .....	27
Mustard .....	11
Miscellaneous .....	9
(Bean Curd, Cheese, Lard, Etc.)	
Pepper .....	9
Vinegar .....	22
Oils, Tinctures, Ointments, Etc. ....	17

Prosecution were undertaken in 8 cases where the samples failed to satisfy the legal requirements.

There were no food stuffs seized and ordered to be destroyed under Section 83 of the Public Health and Buildings Ordinance

#### 7.—VACCINATION.

Under the new Vaccination Ordinance, No. 12 of 1923, all Public Vaccinators are since 1st January, 1924 under the control of the Principal Civil Medical Officer, who is the Superintendent of Vaccination. As Registrar of Births, the Head of the Sanitary Department is responsible for ensuring the vaccination of all children whose births are registered, and Appendix H shows the results of action so taken.

#### 8.—SCAVENGING.

Approximately 342 tons of refuse were received daily at the refuse depots from the City of Victoria, Hill District, Shaukiwan, Quarry Bay and Kowloon Peninsula. About 5 tons

daily were collected from Kowloon City and dumped on waste ground. The cost of the service in Hong Kong (including Shaukiwan and Quarry Bay) and Kowloon is shown in Appendix I attached. Table III shows a comparison with last year; but it will be some time before such statistics will be of real value, for the following reasons:—(a) the 1925 Strike made it impossible to estimate the exact cost of the services in question, (b) the introduction of motor refuse-lorries and the abolition of the old bullock-carts has been gradual and is only now nearly complete.

There are now 12 refuse-lorries in use, 9 being used in Hong Kong and 3 in Kowloon.

Outlying villages of Stanley and Taitam, and Aberdeen and Aplichau were scavenged by contract at a yearly charge of \$350 for the first two and \$180 for latter two. The contractor has the privilege of receiving nightsoil in each case in addition.

#### 9.—REFUSE REMOVAL.

The bulk of the refuse from the City of Victoria and Kowloon was barged away to sea as hitherto. Some 13,664 tons were dumped at Cheung Sha Wan where a reclamation is being gradually formed.

Appendix 1, Table II shows cost of removal from Victoria, the Hill District and Kowloon Peninsula. Figures for the last two years will be found in Table III, but in this case again a comparison with previous years in misleading as the maintenance etc., of the towing launch, steam lighters and barges now comes under a Harbour Department vote.

Barges were delayed on 3 occasions by weather conditions.

#### 10.—NIGHTSOIL REMOVAL.

The contractors for the removal of nightsoil from Victoria and the Kowloon Peninsula, Shaukiwan and Quarry Bay, Aberdeen and Aplichau, Stanley and Taitam respectively carried out their work satisfactorily. The contracts for Victoria and Kowloon were extended for a further term of two years from 1st October.

During the year the monthly payment due from the contractor was reduced by \$1,535.00 in respect of flush-closets opened in Victoria and \$1,336.90 in respect of flush-closets opened in Kowloon and owing to exceptional circumstances the contractor was relieved of all payment of fees for six months amounting to \$13,668.60. The total deduction amounted to \$28,410.00 for Victoria and \$19,721.40 for Kowloon.

11.—WORK DONE AT DISINFECTING STATIONS.

The appended table shows the number of articles and vehicles disinfected and washed after disinfection during 1926. The figures for 1925 are given for comparison. During the year portable "sack" disinfectors have been introduced and used in the eastern and western areas.

	1925.		1926.		
	Hong Kong Disinfecting Station.	Kowloon Disinfecting Station.	Hong Kong Disinfecting Station.	Kowloon Disinfecting Station.	Eastern District Office. Portable Sack Western District Office.
Number of Articles Disinfected .....	14,740	3,307	19,911	3,548	287
Number of Public Vehicles Disinfected .....	291	97	118	244	.....
Number of Days Disinfecting Apparatus in Use .....	217	108	177	236	5
Number of Articles washed after Disinfection.....	5,537	27	4,384	91	.....
					543
					.....
					11
					.....

During the year no new carts were constructed at the Hong Kong Disinfecting Station. Miscellaneous repairs and new construction were done to the value of \$6,615.86. At Kowloon Disinfecting Station miscellaneous repairs to the value of \$1,291.14 were done.

12.—AMBULANCE AND DEAD BOX SERVICE.

Ambulances and Dead Boxes are obtainable at any time of the day or night at the two Disinfecting Stations and also by day at the Eastern and Western Sanitary Offices at which a staff of bearer is kept. This service is now supplementary to that of the Motor Ambulances, which are controlled by the Police Department. The appended table shows the number of times man-power ambulances and dead boxes were used.

	Hong Kong Disinfecting Station.	Kowloon Disinfecting Station.	Eastern District Office.	Western District Office.
Ambulances, European .....	12	.....	.....	1
Ambulances, Chinese .....	62	90	15	63
Dead Boxes .....	526	1,224	337	434

Appendix J shows the stations at which the Sanitary Department ambulances are obtainable in emergencies. At these stations there are no bearers attached and volunteer bearers must be obtained when required. There was again a reduction in the use of man-power ambulances due to the wider use of the motor ambulances.

13.—PUBLIC BATH-HOUSES.

The appended table shows the number of men, women, and children who used the Bath-Houses during 1925 and 1926.

	1925.			1926.		
	Men.	Women.	Children.	Men.	Women.	Children.
Wanchai, Cross Lane Bath-House .....	123,482	36,449	31,574	216,101	90,855	61,320
Second Street Bath-House .....	†18,859	†14,111	†18,403	242,600	165,700	193,356
Pakhoi Street Bath-House .....	*7,738	*5,046	*7,429	‡39,001	‡17,925	‡16,838
Potung Lane Bath-House.	125,271	36,265	9,911	167,299	42,008	15,056

\* Figures as from 1st September 1925. The date on which Pakhoi Street Bath-House was first opened.

† Figures as from 18th November 1925. The date on which Second Street Bath-House was first opened.

‡ Pakhoi Street Bath-House was not in use from 6th March to 12th April 1926 owing to water restrictions.

14.—WATER CLOSETS AND PUBLIC CONVENIENCES.

During the year no public trough closets were completed.

Two privately owned public dry latrines were closed. Only four of these latrines now remain in Hong Kong.

The Board approved the installation of 817 water closets, 6 trough closets and 127 urinals on private premises.

15.—MARKETS AND SPECIAL FOOD LICENCES.

No new market was opened during the year. The Praya East Matshed Market was closed.

An extension of 20 stalls to Hung Hom Market was completed.

105 additional food licences were issued under section 78 of the Public Health and Buildings Ordinance.

Appendix K gives details of rentals of the various markets.

16.—CEMETERIES, MORTUARIES, CREMATORIA.

(1) Appendix L shows approximate burial space in the main cemeteries and the net available space on 31st December.

(2) (a) Exhumations:—Exhumations were carried out by relatives as follows:—

Aberdeen .....	14
Cheung Sha Wan .....	1
Chinese Permanent .....	2
Chai Wan .....	15
Colonial .....	2
Hau Pui Lung .....	683
Kai Lung Wan East .....	148
Kowloon Tong .....	22
Ma Tau Wai .....	47
Mount Caroline .....	336
Mount Davis .....	4
Roman Catholic .....	12
Sai Yu Shek .....	26
Tung Wah Hospital .....	26
From places other than authorized cemeteries .....	2
	1,340
	1,340

(2) (b) General Exhumations at the public expense were completed at the following cemeteries:—

Kai Lung Wan West .....	2,862
Kai Lung Wan East .....	992
Mount Caroline.....	468
	3,322

(3) Cremations:—

10 bodies were cremated at the Japanese Crematorium and 19 at the Sikh Temple.

(4) Mortuaries:—

183 bodies were awaiting burial at the Tung Wah Hospital Mortuary in 1926:

(5) Removals:—

308 bodies were removed from the Colony before burial.

(6) Interments:—

The following table shows the number of interments at the various cemeteries during the year 1926:—

Public.		Private.	
Colonial .....	51	Roman Catholic, Happy Valley .....	123
Mount Caroline .....	938	Mohammedan, Happy Valley .....	53
Chai Wan .....	279	Jewish, Happy Valley...	3
"    Christian ...	3	Parsee, " " .....	1
Stanley .....	12	Malay, " " .....	—
Aberdeen .....	220	Chinese Roman Catholic	1,295
Shek O .....	4	Tung Wah Hospital .....	4,158
Kai Lung Wan East .....	1,124	Chinese Permanent .....	102
Sai Yu Shek .....	172	Chinese Protestant .....	57
Ho Man Tin .....	3,902	Chinese Christian, Kowloon	42
Tai Shek Ku .....	4	Eurasian .....	6
		Chiu Chow Community ...	18
	6,709		5,858

17.—BIRTHS AND DEATHS REGISTRATION.

The General Registration Office established by Ordinance No. 7 of 1896, as amended by Ordinance No. 26 of 1923, for registration of both births and deaths is situated at the Sanitary Department Head Office.

At this office all non-Chinese births and deaths must be registered. Chinese are required to register in the district within which the birth or death occurred. A list of such district registries for births and deaths respectively is appended. Yaumati, Nos. 2 and 7 Police Stations are available for registration of deaths on Sundays and Public Holidays only, when the General Registration office is closed. The Head of the Sanitary Department is ex officio Registrar and has appointed the Police officers in charge of stations, the Inspector in charge of Kowloon Disinfecting Station and the principal clerks in charge of Dispensaries on the appended list as assistant registrars.

Deaths registration, being a necessary preliminary to burial, is almost universal but there is considerable ignorance of the law among Chinese as regards registering of births. As a proof of this it may be pointed out that the records of registered midwives show a total of 7,315 births, whereas only 3,224 births were actually registered during the year. Female births in particular are frequently not registered. This is no doubt due to the presence of a large fluctuating population completely unaccustomed to the system.

Appendix M shows the ratio of Certified and Uncertified deaths.

DEATH REGISTRATION OFFICES.

Sanitary Department, Head Office.  
Kowloon Disinfecting Station.  
Shauiwan Police Station.  
Aberdeen Police Station.  
No. 7 Police Station.  
No. 2 Police Station.  
Kowloon City Police Station.  
Sham Shui Po Police Station.  
Stanley Police Station.  
Yaumati Police Station.

BIRTH REGISTRATION OFFICES.

Sanitary Department, Head Office.  
Yaumati Chinese Public Dispensary.  
Hunghom Chinese Public Dispensary.  
Sham Shui Po Chinese Public Dispensary.  
Kowloon City Chinese Public Dispensary.  
Eastern Chinese Public Dispensary.  
Western Chinese Public Dispensary.  
Central Chinese Public Dispensary.  
Shauiwan Chinese Public Dispensary.  
Aberdeen Police Station.  
Stanley Police Station.

18.—REVENUE AND EXPENDITURE.

(1) Appendix N shows under the various heads the revenue collected by the Department during 1926 and also the revenue paid into the Treasury in respect of the Department's contracts. As regards the former, markets and special food licences showed a considerable increase, but this was more than offset by the great reduction in slaughter-house fees. As regards the latter, an increase in both the "blood and hair" contracts was more than offset by the fact that the conservancy contractors were allowed considerable reductions on account of the unsettled state of the West River district.

(2) Appendix O shows under various heads the Department's expenditure for the year 1926. The saving of nearly \$50,000 compared with the previous year was due to a number of economies, the votes for disinfectants, dust-carts and bullocks being those to show the principal savings. The running expenses of motor vehicles continued to increase with the additional lorries.

N. L. SMITH,

*Head of the Sanitary Department.*

April, 1927.





## Appendix B.

### NUISANCE RETURN FOR THE YEAR 1926.

Outstanding (31st December, 1925) .....	...	901	...	901
Number of nuisances reported. ....	...	16,340	...	16,340
No. of nuisances reported in which no action taken ....	...	...	...	...
No. of first letters sent .....	6,710	...	...	...
Compliance on first letters ....	...	...	4,437	...
No. of letters withdrawn .....	59	...	59	...
No. of second letters sent .....	891	...	...	...
Compliance on second letters..	...	...	603	...
No. of legal notices sent (sections 29 and 30) .....	12,101	...	...	...
No. of legal notices withdrawn (section 31) .....	126	...	126	...
No. of legal notices modified (section 31) .....	...	...	...	...
No. of legal notices time extended (section 31) .....	...	...	...	...
Compliance on legal notices ...	...	...	10,977	...
No. of summons applied for (section 32) .....	630	...	...	...
No. of summons refused .....	...	...	...	...
No. of summons withdrawn ...	36	...	36	...
No. of Magistrate's order (section 33)• .....	209	...	...	...
Compliance after Magistrate's order (including compliance after summons (Fines \$5,759) .....	...	...	542	...
Cases discharged .....	21	...	21	...
Cases abandoned through defendant absconding or otherwise .....	4	...	4	...
Re-summons for future to comply (section 35) .....	27	...	...	...
Compliance after re-summons (Fines \$337) .....	...	...	25	...
Further re-summons .....	2	...	...	...
Compliance after further re-summons (Fines \$35) .....	...	...	2	...
Nuisance abated by the Sanitary Department (Section 35) .....	...	...	...	...
Expenses of abating \$ .....	...	...	...	...
Outstanding .....	...	...	409	...
<b>TOTAL.....</b>			<b>17,241</b>	<b>17,241</b>

### Appendix C.

#### CLASSIFICATION OF NUISANCES REPORTED.

Defective grating .....	2,458
Defective wastepipe, rain water pipe, eaves gutters etc	2,209
No dust bin .....	1,866
Illegal cubicles .....	1,646
Defective cement rendering .....	1,124
Choked wastepipe, rain water pipe, eaves gutters etc	1,083
Breeding of mosquitoes .....	926
Accumulation of refuse .....	781
Missing grating .....	726
Defective floor surfaces .....	528
Rat runs filled in .....	492
Dirty premises .....	416
Grating not properly fixed .....	384
Obstruction of verandah .....	335
Illegal height of cubicles .....	288
Use of room without windows opening for sleeping purposes	198
Use of basement for habitation, as workshop, etc.	149
Obstruction of windows, doors, and ventilating opening	116
Choked drain .....	110
No cement rendering .....	74
No receptacle to latrine .....	71
Water closet not maintained in thoroughly efficient condition	71
Illegal wooden bunks .....	48
Use of verandah for sleeping and cooking purposes	37
Accumulation of stagnant water .....	33
Insufficient glazed area to windows opening .....	26
Use of kitchen for sleeping purposes .....	23
No fly-proof receptacle to latrine .....	23
Accumulation of undergrowth .....	21
No urinal accommodation .....	20
Illegal wooden partition in verandah and kitchen	20
Keeping of cattle without licence .....	20
Discharge of sullage water, urine and excreta .....	18
Bakehouse without licence .....	10
Offensive Trade (Rag-storing, Soap-boiling etc.)	9
Illegal showcase .....	6
Damp wall .....	5
Dirty barrel for the storage of drinking water .....	4
Exposing of fruit and vegetable for sale without licence	3
Depositing of excreta and urine etc. ....	3
Black smoke issuing from chimney and funnel	3
Illegal wooden cover over cubicles .....	2
Illegal urinals .....	1
No cover to water tank and well .....	1
Defective sump and cover etc. to pigsty .....	1
No cover to sump of pigsty .....	1
The lowest part of pigsty less than four feet in height	1
Total .....	<u>16,340</u>

Appendix D (i).

STATUS OF WORK DONE IN THE SEVERAL HEALTH DISTRICTS.

6	6a & 7a	7	8	9	10	11	12	13	14	15	16	17	Shaukiwan	Aberdeen	Total
122	67	141	38	64	48	28	82	31	25	7	31	33	27	123	1,227
1,093	750	1,091	956	1,399	902	469	939	854	773	222	427	374	476	594	16,340
76	37	100	35	40	28	8	23	22	49	...	9	4	3	3	526
...	...	...	...	...	...	...	...	...	...	...	...	...	...	2	2
45	11	52	36	19	6	9	51	77	18	2	12	5	8	...	8
45	65	86	28	91	21	9	7	7	2	3	...	3	9	...	443
18	1	25	...	5	6	75	7	6	40	7	...	...	13	...	492
1 house	...	4 houses	16 houses	9 houses	2 houses	10 houses	8 houses	7 houses	...	185 houses	38 houses	27 houses	35	86	817
4 floors	...	16 floors	49 floors	29 floors	4 floors	27 floors	25 floors	15 floors	...	244 floors	83 floors	50 floors	67 houses	5 houses	452 houses
18 houses	2 houses	14 houses	27 houses	72 houses	42 houses	16 houses	7 houses	17 houses	29 houses	73 houses	65 houses	46 houses	97 floors	6 floors	786 floors
87 floors	10 floors	102 floors	114 floors	294 floors	174 floors	60 floors	26 floors	63 floors	116 floors	204 floors	246 floors	150 floors	44 houses	5 houses	619 houses
...	...	...	...	...	...	...	...	...	...	...	...	...	140 floors	7 floors	2,344 floors
...	...	...	...	...	...	...	...	...	...	...	...	...	10 houses	...	14 houses
...	...	...	...	...	1 house	...	...	...	...	...	...	...	17 floors	...	27 floors
...	...	...	...	...	3 floors	...	...	...	...	1 house	...	...	5 houses	...	7 houses
...	...	...	...	...	...	...	...	...	...	2 floors	...	...	10 floors	...	15 floors



Appendix D. (ii)

SECTIONS CLASSIFIED BY HEALTH DISTRICTS 1926.

6	6A & 7A	7	8	9	10	11	12	13	14	15	16	17	Shau-kiwan.	Aberdeen.	Total No. of cases.	Total amount of Fines.
1	...	...	...	...	8	10	6	5	3	3	1	1	2	...	47	\$376.00
...	...	...	...	...	...	1	...	...	1	1	1	...	...	...	4	44.00
...	...	...	...	...	...	...	...	...	...	...	...	1	...	...	1	35.00
...	...	1	...	1	...	...	...	...	...	...	...	...	...	...	2	35.00
...	...	1	...	...	...	...	2	...	...	...	...	...	...	...	1	...
...	...	...	...	...	...	...	...	...	...	...	...	...	...	...	2	10.00
...	...	...	...	...	...	...	...	...	...	...	...	...	...	...	4	40.00
...	...	...	...	...	...	...	1	...	...	...	...	...	...	...	1	25.00
...	...	...	...	...	...	1	...	...	...	...	...	...	...	...	3	160.00
...	...	...	...	1	...	...	...	...	1	1	...	...	...	...	3	210.00
...	...	...	...	...	...	...	...	...	...	...	...	...	...	...	1	6.00
...	...	...	...	...	...	...	...	...	...	...	...	...	...	...	1	15.00
...	...	1	...	...	...	...	...	...	...	...	...	2	...	...	4	60.00
...	1	...	...	...	...	...	...	...	...	...	...	...	...	...	1	15.00
...	11	...	...	...	...	...	...	1	1	...	...	...	...	...	13	296.00
3	...	1	...	1	...	...	...	1	...	...	...	1	1	1	13	207.00
21	41	87	13	36	79	12	44	19	29	...	24	5	17	55	659	6,131.00
25	53	91	13	39	87	24	53	26	35	5	26	10	20	56	760	\$7,665.00

its absconded, in 36 cases summons withdrawn, in 1 case defendant awarded 8 strokes and in 1 case defendant warned.

Appendix D. (ii)

PROSECUTIONS CLASSIFIED BY HEALTH DISTRICTS 19

Nature of Offence.	1	2	3	4	5	6	6A & 7A	7	8	9	10	11	12
Dumping rubbish, Nightsoil etc....	1	1	...	3	2	1	...	...	...	...	8	10	6
Removing Nightsoil during prohibited hours .....	...	...	...	...	...	...	...	...	...	...	...	1	...
Overcrowded conditions.....	...	...	...	...	...	...	...	...	...	...	...	...	...
Permitting basements to be used for human habitation etc. without the written permission of the Board .....	...	...	...	...	...	...	...	1	...	1	...	...	...
Occupying basements for human habitation &c. without the written permission of the Board .....	...	...	...	...	...	...	...	1	...	...	...	...	2
Obstruction of avenues etc. in markets	...	...	...	...	...	...	...	...	...	...	...	...	...
Failing to keep market stalls etc. in a cleanly condition .....	...	4	...	...	...	...	...	...	...	...	...	...	...
Selling tinned milk not properly labelled .....	...	...	...	...	...	...	...	...	...	...	...	...	1
Selling food and drugs not of the nature, substance or quality required .....	...	...	1	...	1	...	...	...	...	...	...	1	...
Selling Pork, Fish, Poultry etc. without S.B. Licence.....	...	...	...	...	...	...	...	...	...	1	...	...	...
Selling Milk on premises not registered as a Dairy.....	1	...	...	4	...	...	...	...	...	...	...	...	...
Carrying on Offensive Trade in unlicensed premises .....	...	1	...	...	...	...	...	...	...	...	...	...	...
Keeping Swine and Goats without S.B. Licence .....	...	...	...	...	...	...	1	...	...	...	...	...	...
Dirty condition of premises .....	...	...	...	...	...	...	1	...	...	...	...	...	...
Failing to limewash within the prescribed period after due warning .....	...	...	...	...	...	...	11	...	...	...	...	...	...
Recurrence of mosquito breeding after previous action .....	1	3	...	...	...	3	...	1	...	1	...	...	...
Prosecutions on S.B. Nuisance Notices .....	32	41	29	36	24	21	41	87	13	36	79	12	44
Total .....	35	45	30	39	27	25	53	91	13	39	87	24	53

In 21 cases defendants discharged, in 4 cases defendants absconded, in 36 cases summons withdrawn, in 1 case defenda

**Appendix E.**

HOUSE CLEANSING RETURN.

Floors Cleansed.

	1924	1925	1926
Eastern Districts (Shaukiwan 1, 1a and 2a, 2) .....	25,658	28,098	27,804
Central Districts (3, 4 and 5)...	25,429	19,462	21,606
Western Central Districts (6, 6a and 7a, 7) .....	22,051	19,228	16,448
Western Districts (8, 9, and 10) .....	24,348	21,536	21,708
Aberdeen .....	574	2,253	2,677
<b>Total</b> .....	<b>98,060</b>	<b>90,567</b>	<b>90,238</b>
Kowloon (11, 12, 13, 14, 15, 16 and 17) .....	51,815	44,800	50,095

From 19th July to 7th August 1926 House Cleansing Operations were suspended and the staff were employed in clearing up and removing debris and silt deposited by the heavy typhoon rains on night of 18th and 19th July 1926.

Districts Nos. 3, 5, 2, 6, 6a & 7a, 8, 9, 10, 11, 13, 17 and Shaukiwan were cleansed twice, Nos. 1, 1a & 2a, 4, 7, 12, 14, 15 and 16 were cleansed three times and Aberdeen four times.

Appendix F (i).

Table Showing Number of Chinese Houses and Floors, Victoria, 1926.

Health Districts.	1 storey.	2 storeys.	3 storeys.	4 storeys.	5 storeys.	6 storeys.	7 storeys.	8 storeys.	Houses.	Floors.	Average.
Shaokwan ...	261	262	548	144	...	...	...	...	1,215	3,005	2.47
1 ...	61	412	204	292	9	...	...	...	978	2,710	2.77
1a & 2a ...	25	56	331	401	5	...	...	...	818	2,759	3.37
2 ...	3	101	537	380	8	...	...	...	1,029	3,376	3.28
3 ...	...	65	178	83	15	...	...	...	341	1,071	3.14
4 ...	13	75	640	501	49	2	...	...	1,280	4,344	3.39
5 ...	19	116	495	308	46	2	...	...	986	3,210	3.26
6 ...	59	34	288	350	67	...	...	...	798	2,726	3.42
6a & 7a ...	3	16	175	205	16	...	...	...	415	1,460	3.52
7 ...	...	9	226	379	36	3	11	1	665	2,495	3.75
8 ...	34	71	463	422	47	...	...	...	1,037	3,488	3.36
9 ...	12	135	442	437	56	...	...	...	1,082	3,636	3.36
10 ...	8	92	471	542	95	...	...	...	1,028	4,248	3.52
*Aberdeen and Apichau ...	61	123	109	...	...	...	...	...	293	634	2.16
Total...	559	1,567	5,107	4,444	449	7	11	1	12,145	39,162	3.20

\* Outlying villages not included.

Appendix F (ii).

Table Showing Number of Chinese Houses and Floors, Kowloon, 1926.

Health Districts.	1 storey.	2 storeys.	3 storeys.	4 storeys.	Houses.	Floors.	Average.
11	2	105	325	146	578	1,771	3.06
12	4	45	673	424	1,146	3,809	3.32
13	—	48	107	310	765	2,557	3.34
14	13	26	456	417	912	3,101	3.40
15	1,184	307	498	16	2,005	3,356	1.67
16	23	208	549	246	1,026	3,070	2.99
17	131	27	642	116	916	2,575	2.81
Total	1,357	766	3,550	1,675	7,348	20,239	2.94

Districts in Kowloon were redistributed and one additional district made as from 1st January, 1926.

**Appendix G.**

LIMEWASHING, 1926.

	Victoria	Kowloon
	Shaukiwan included	
Floors limewashed by owners .....	22,261	11,675
Floors limewashed by S.B. at owners' request .....	2,325	648
Floors limewashed by S.B.'s. Con- tractor owing to owners' failure to comply with the By-law .....	1,068	52
	<hr/>	
Total: .....	25,654	12,370
	<hr/> <hr/>	

## Appendix H.

### VACCINATION RETURN FOR 1926.

Registry.	B. F. from Unvac- cinated.	New births.	Total liable.	Vaccin- ated.	Dead.	Left Colony.	Cannot be found.	Had Small- pox.	Insus- ceptible.	Unfit.	Total C. F. 1927.	Total.
Sanitary Department (Non-Chinese) ...	188	317	505	273	8	27	29	—	—	10	158	505
Sanitary Department (Chinese) ...	1,199	930	2,129	464	15	120	100	—	1	9	1,420	2,129
Eastern Chinese Public Dispensary ...	281	784	1,065	203	68	170	262	—	—	—	253	1,065
Western Chinese Public Dispensary ...	561	661	1,222	143	43	3	300	—	—	—	733	1,222
Shaokiuwan Chinese Public Dispensary ...	8	20	28	11	4	1	3	—	—	—	9	28
Yaumati Chinese Public Dispensary ...	279	697	976	502	20	10	140	—	—	2	302	976
Shamshuipo Chinese Public Dispensary ...	101	34	135	49	10	31	33	—	—	1	11	135
Houngghom Chinese Public Dispensary ...	3	7	10	3	1	—	1	—	—	—	5	10
Kowloon City Chinese Public Dispensary ...	8	23	31	13	1	1	1	—	—	—	15	31
Central Chinese Public Dispensary ...	14	59	73	34	—	—	—	—	—	—	39	73
Total ...	2,642	3,532	6,174	1,695	170	372	869	—	1	22	3,045	6,174

## Appendix I (i).

### COST OF REFUSE COLLECTION.

	Hong Kong.	Kowloon.	Total.
1. Salary of Coolies .....	73,966.26	24,593.73	108,559.99
2. Salary of Motor Drivers .....	3,762.32	2,888.16	6,650.48
3. Salary of Bullock Drivers .....	3,592.12	207.00	3,799.12
4. Scavenging Gear .....	4,131.07	1,933.32	6,064.39
5. Maintenance of Bullocks .....	4,000.00	1,000.00	5,000.00
6. Maintenance of Dust Carts .....	600.00	280.00	880.00
7. Running expenses: Motor Refuse Lorries .....	7,654.72	3,827.36	11,482.08
8. Depreciation at 10% .....	4,137.46	2,068.73	6,206.19
Total .....	101,843.95	46,798.30	148,642.25

**Appendix I (ii).**

**COST OF REFUSE REMOVAL.**

	Hong Kong.	Kowloon.	Total.
Salary of Bargemen and Launch Crews .....	28,486.25	576.00	29,062.25
Total .....	28,486.25	576.00	29,062.25

**Appendix I (iii).**

**COMPARATIVE TABLE FOR 2 YEARS.**

	1925.	1926.
City Scavenging .....		
Kowloon Scavenging .....	79,110.91	101,848.95
Removal .....	35,264.23	46,798.80
Total .....	63,613.30	29,062.25

**Appendix J.**

---

LIST OF AMBULANCE STATIONS.

Race Course, Wong Nei Chung Road.  
Belcher's Street, Scavenging Coolies' Quarters.  
Government Civil Hospital.  
New Western Market, North Block.  
No. 6 Police Station.  
Central Police Station.  
New Post Office Building.  
Pokfulam Police Station.  
Bay View Police Station.  
Aberdeen Police Station.  
Stanley Police Station.  
Shaukiwan Police Station.  
Mount Gough Police Station.  
Tsim Sha Tsui Police Station.  
Sham Shui Po Police Station.  
Kowloon City Police Station.  
Sha Tau Kok Police Station.  
Au Tau Police Station.  
Tai Po Police Station.

Appendix K.

MARKETS.

The following statement shows the Revenue derived from Markets:—

Markets.	1913-1922 (average for 10 years).		1923.		1924.		1925.		1926.	
	\$	c.	\$	c.	\$	c.	\$	c.	\$	c.
Central Market .....	60,904.26		62,614.80		62,614.80		62,614.80		62,614.80	
Hung Hom .....	4,193.15		4,524.50		4,450.80		4,450.80		4,450.80	
Mong Kok Tsui (Extension 1/1/26) .....	1,459.04		3,363.90		3,366.00		3,366.00		12,592.00	
Sai Wan Ho .....	2,289.62		3,003.60		2,872.50		2,854.80		2,854.80	
Sai Ying Pun .....	16,070.45		16,516.80		16,525.20		16,525.20		16,525.20	
Shankiwan .....	2,091.48		2,097.30		2,132.40		2,132.40		2,132.40	
Shek Tong Tsui .....	919.43		942.00		942.00		942.00		942.00	
So Kon Po .....	1,568.57		2,080.80		2,080.80		2,095.00		2,202.00*	
Tai Kok Tsui .....	689.84		872.40		872.40		872.40		872.40	
Tsim Sha Tsui .....	4,393.82		4,576.80		4,576.80		5,307.40		5,409.50	
Wan Tsai .....	4,855.00		4,862.40		4,910.40		4,910.40		4,910.40	
Western (North Block) .....	18,255.67		23,185.40		23,180.40		24,681.60		25,314.70	
Western (South Block) .....	31,261.89		32,946.30		32,920.40		32,905.40		32,906.40	
Yaumati .....	10,484.79		18,460.50		21,439.80		20,687.60		19,765.10	
Aberdeen .....	461.12		442.20		445.20		852.00		852.00	
Canal Road opened on 1/4/13 .....	516.00		516.00		516.00		516.00		516.00	
*Praya East opened on 1/12/13 .....	253.30		540.70		948.60		900.50		904.80	
Reclamation Street opened on 1/9/13 .....	2,842.11		3,291.60		3,283.20		3,286.00		3,315.00	
Stamton Street opened on 1/10/12 .....	929.15		952.80		952.80		952.80		952.80	
Tai Hang opened on 1/4/14 .....	837.00		565.20		565.20		565.20		565.20	
Sham Shui Po opened on 1/6/18 .....	2,785.92		2,922.90		2,947.80		2,950.80		2,965.80	
Kowloon City opened on 1/1/22 .....	285.30		314.60		279.60		279.60		271.80	
Reclamation Street, (Poultry) opened on 1/6/23 .....	...		727.20		1,454.40		1,454.40		1,454.40	
Mounouth Path opened on 1/1/24 .....	...		...		2,012.80		2,027.60		2,001.20	
Wong Nei Chung opened on 1/1/24 .....	...		...		2,322.00		2,322.00		2,322.00	
Quarry Bay opened on 1/7/24 .....	...		...		1,280.30		2,212.60		1,948.60	
Whitfield opened on 1/10/24 .....	...		...		2,866.80		7,636.90		5,494.50	
Waterloo Road opened on 1/10/24 .....	...		...		252.00		986.00		984.00	
Kun Chung opened on 1/2/25 .....	...		...		...		16,300.90		13,575.50	
Total,.....\$	168,446.91		190,320.30		203,011.40		227,550.10		231,607.10	

\* Closed in October, 1926.

Appendix L.

(1) Cemetery.	(2) Approximate burial space.	(3) Available space as on 31/12/25.	(4) Subsequent Exhumation.		(5) Gross available space.	(6) Burials since 31/12/25.	(7) Net available space on 31/12/26.	(8) Average burials for last 10 years.	(9) Average private exhumation for past 10 years.	(10) Last previous General Exhumation.					
			Private.	Public.						Year	No.	Year	No.	Year	No.
Colonial .....	10,200	1,346	2	...	1,248	51	1,279	70	2	1917	288	1918	864	1928	920
Roman Catholic .....	8,000	3,730	12	...	3,742	128	3,619	159	22	1923	765	1920	...	1924	641
Mohammedan .....	3,500	407	...	...	407	53	354	62	...	1913	1,669	1918	864	1928	920
Parsee .....	200	100	...	...	100	1	99	1	...	1916	338	1920	1,921	1924	641
Mount Caroline .....	23,000	9,074	336	468	9,878	938	8,940	887	248	1925	630	1920	1,921	1924	641
Chinese-Protestant .....	1,800	561	...	...	561	37	504	61	...	1913	1,669	1918	864	1928	920
Eurasian (Ho Tung) .....	200	187	...	...	187	6	181	3	...	1916	338	1920	1,921	1924	641
Kai Lung Wan East .....	25,500	2,053	148	992	3,193	1,124	2,069	1,334	189	1925	630	1920	1,921	1924	641
Tung Wah (K.L. West) .....	53,486	1,920	26	2,862	4,808	4,138	750	4,990	53	1923	2,753	1924	1,504	1924	548
Mohammedan T.S.K. ....	3,000	7,069	...	...	7,069	4	7,065	3	...	1920	1,952	1924	1,504	1924	548
Sai Yu Shek (new) .....	5,400	4,873	...	...	4,873	172	4,701	151	156	1923	1,631	1925	1,542	1924	548
Shankiwan .....	6,700	1,351	15	...	1,366	279	1,087	245	34	1911	1,276	1920	1,197	1924	548
Shankiwan (Christian) .....	185	83	...	...	83	3	80	243	...	1911	1,276	1920	1,197	1924	548
Stanley (Tung Tau Chau) .....	1,040	24	...	...	24	12	12	3	2	1911	1,276	1920	1,197	1924	548
So Kon Po (Roman Catholic) .....	20,000	13,121	...	...	13,121	1,295	11,826	1,335	...	1923	560	1924	785	1924	548
Aberdeen (Shun Wan) .....	2,000	1,337	14	...	1,351	290	1,131	220	44	1923	560	1924	785	1924	548
Jewish .....	250	113	...	...	113	3	110	2	...	1923	560	1924	785	1924	548
Shek O .....	...	...	...	...	...	4	...	9	...	1923	560	1924	785	1924	548
Malay .....	100	98	...	...	98	...	98	1	...	1923	560	1924	785	1924	548
Ho Mun Tin .....	30,000	12,365	...	...	12,365	3,902	8,463	4,508	...	1923	560	1924	785	1924	548
Chinese Permanent .....	...	...	...	...	...	102	...	50	3	1923	560	1924	785	1924	548

Appendix M.

RETURN OF CERTIFIED AND UNCERTIFIED DEATHS.

		NON-CHINESE.					CHINESE.											
1	2	3	4			5	6	7	8			9				10	11	
			Number of Non-Chinese deaths.	Number certified.	Number of Chinese deaths.				Number uncertified.	Number certified.	Number uncertified.	Medical reference.	Coroner.	Percentage certified.	Percentage uncertified.			Notified by private practitioners.
1925	256	216	1	...	39	84.4	15.6	14,735	4,320	3,305	7,625	819	325	49	10	5,907	51.74	48.25
1926	180	152	...	2	26	84.4	15.6	12,336	4,027	2,566	6,593	674	220	50	13	4,786	53.08	46.52

N.B.—“Certified” signifies a death the cause of which has been certified on Form 16 of Ordinance No. 7 of 1896 by a registered medical practitioner or licentiate who has attended the case before death.

Appendix N.

LIST OF REVENUE FROM JANUARY TO  
DECEMBER, 1926.

Chinese Undertakers' Licences, .....	860.00
Forfeitures, .....	64.45
Special Food Licences, .....	11,491.11
Ambulance and Cremation Fees, .....	546.50
Births and Deaths Registration, .....	1,781.50
Chinese Cemetery Fees, .....	6,988.50
Official Certificates, .....	3,887.50
Use of Motor Vans, .....	6,254.65
Lands Not Lensed, .....	140.00
Laundries, .....	2,400.00
Markets, .....	230,734.40
Slaughter house, Kennedy Town, .....	64,725.70
Slaughter House, Ma Tau Kok, .....	22,780.00
Interest, .....	41.97
Condemned Stores, etc., .....	3,260.57
Other Miscellaneous Receipts, .....	2,645.75
Scavenging City, Villages, and Hill District, .....	1,632.75
Total .....	\$360,235.35
1925, .....	\$368,828.34

Revenue from Contracts.		Deduction.	
Conservancy Contract	Victoria, \$36,400	\$28,410.00	\$9,990.00
"	Kowloon, 23,400	19,721.40	3,678.60
"	Shaokwun, 2,952	2,016.00	986.00
Blood & Hair, Kennedy Town,			9,960.00
"	Ma Tau Kok,		2,760.00
"	Sai Wan Ho,		3,120.00
Slaughtering Contract, Aberdeen,			1,584.00
Total .....			\$32,028.60

**Appendix O.**

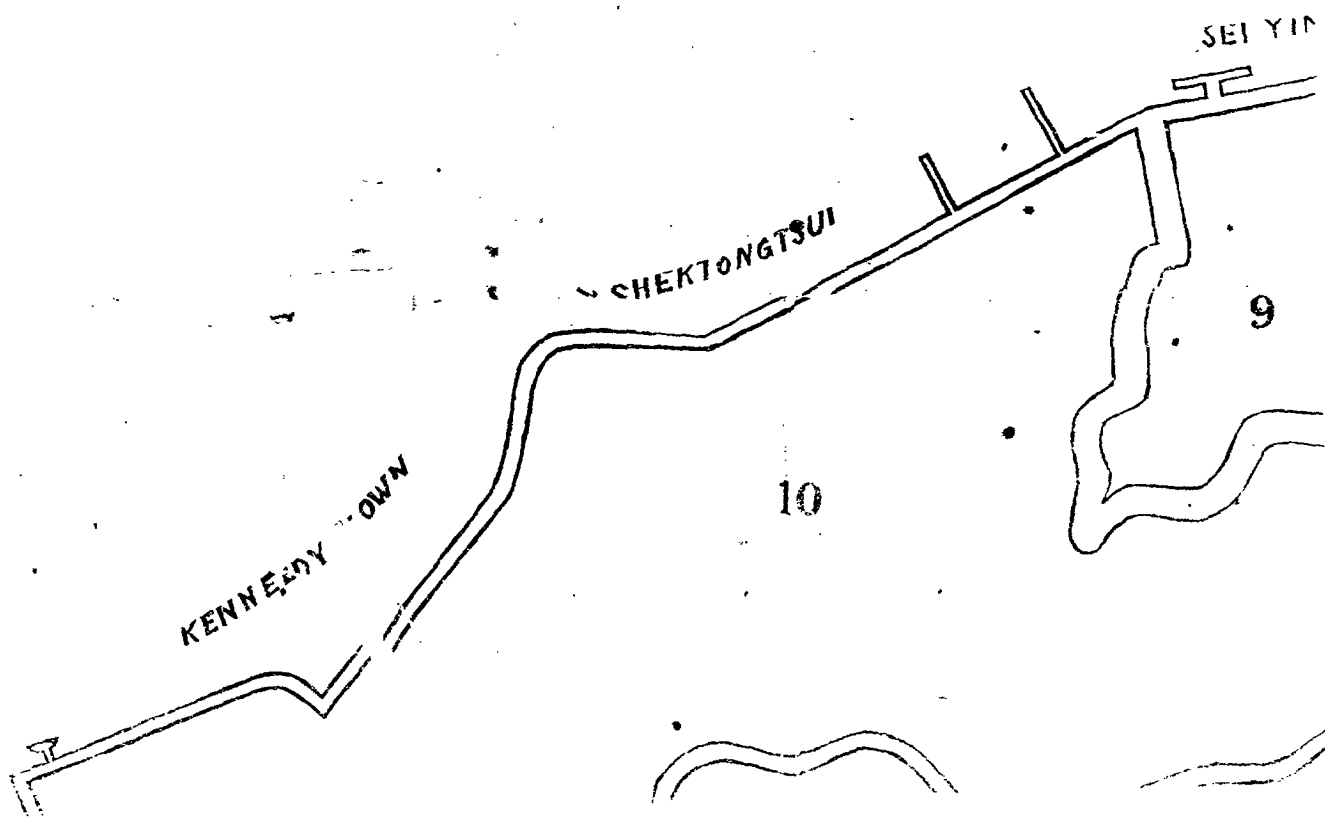
LIST OF EXPENDITURE FROM JANUARY TO  
DECEMBER, 1926.

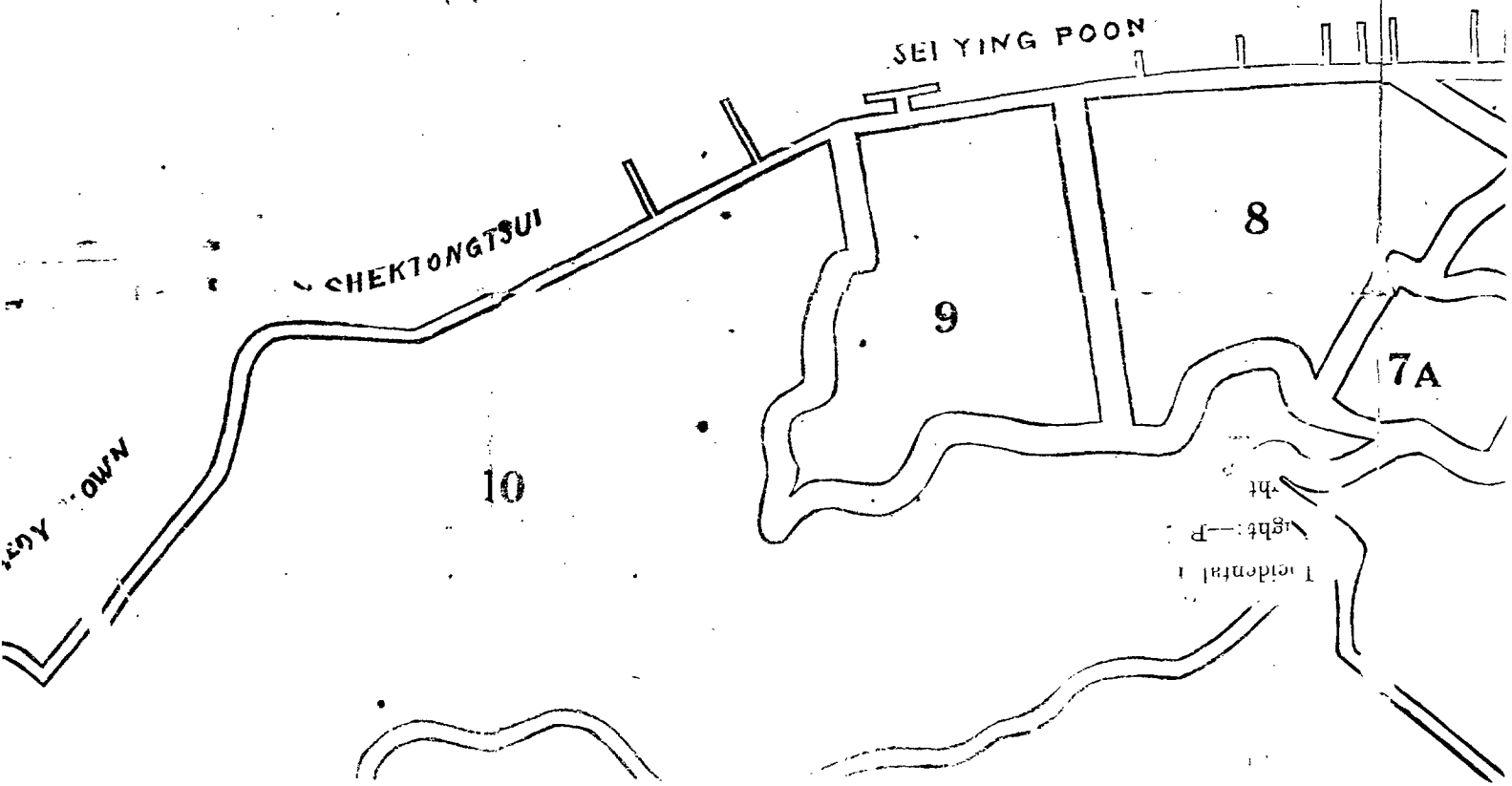
	\$	C
Personal Emoluments .....	446,862.	40
Advertisements .....	1,292.	13
Ambulances, Coffins, Dead Vans & Dead Boxes .....	165.	42
Bamboo Poles, and Rope .....	501.	27
Baskets, Buckets and Shovels .....	3,120.	61
Bath-houses:—Fuel .....	1,804.	87
Bath-houses:—Incidental Expenses .....	.	38
Bath-houses:—Light .....	93.	86
Bonuses to Dispensary Licentiates & Clerks for Vaccination of Children and Registration of Births .....	1,207.	10
Brooms, Brushes and Bamboo Hats .....	1,973.	26
Burial of Infected Bodies .....	184.	80
Cemeteries, Incidental Expenses .....	2.	80
Coal for Official Quarters .....	1,215.	70
Conveyance and Motor Allowances .....	9,482.	80
Coolie Labour .....	22.	80
Disinfectants .....	7,828.	06
Disinfecting and Cleansing Apparatus .....	3,824.	13
Disinfectors .....	589.	46
Dust and Water Carts .....	884.	56
Exhumation Recurrent .....	11,330.	15
Fuel for Blacksmith's Forges .....	344.	00
Furniture in Official Quarters .....	43.	89
General Cleansing, Chinese New Year .....	430.	90
Head Stones .....	2,605.	91
Incidental Expenses .....	2,115.	65
Expenses, Markets .....	135.	56
Bullock Stables at Victoria and Kowloon ...	174.	27
—Central Market .....	1,232.	46
Light:—Disinfecting Stations, District Sanitary Offices, and Coolies' Quarters .....	1,471.	75

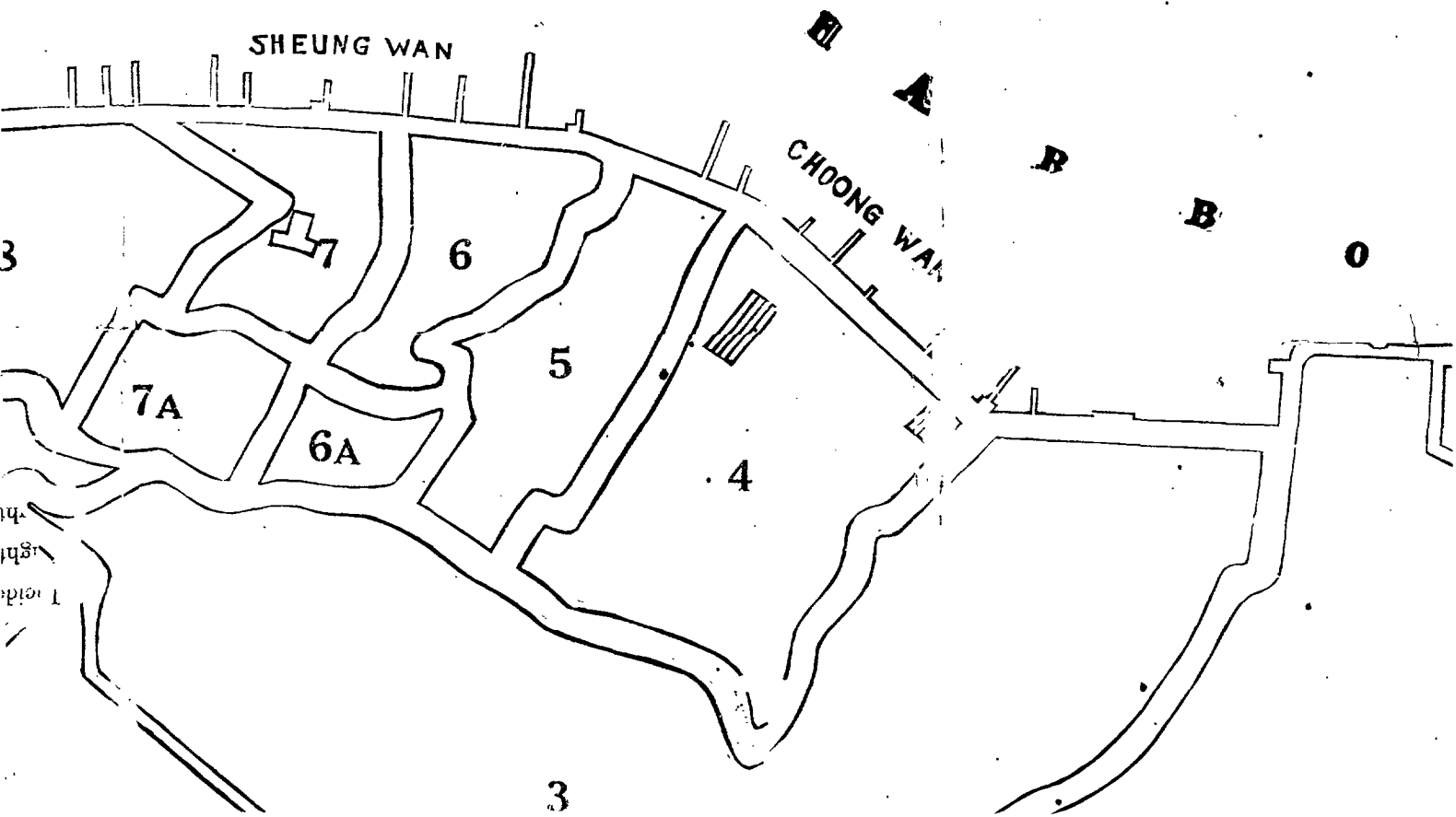
Light:—Official Quarters .....	621.81
Light:—Smaller Markets .....	2,102.99
Light:—Tsim Sha Tsui Market .....	829.56
Light:—Western Market, North and South Blocks .	3,564.00
Motor Lorries, Vans and Cars, Running Expenses ...	17,223.16
Nightsoil Receptacles .....	956.00
Paint, Turpentine, &c. ....	768.41
Purchase and Maintenance of Bullocks .....	5,378.19
Rat Poison, Rat Traps, &c. ....	958.97
Refund of Fees for Sanitary Institute Examination.	126.00
Rent of Quarters for Inspectors and Sanitary Officers.	565.80
Rent of Quarters for Scavenging Coolies .....	1,463.40
Scavenging City, Villages, and Hill District .....	647.20
Scavenging Gear .....	2,149.66
Scavenging Gear, Kowloon .....	1,088.22
Street Watering .....	96.75
Transport .....	1,770.25
Uniforms for Staff .....	7,716.50
Workshop Apparatus .....	135.74
A. D. & S. H.:—Fuel .....	4,732.45
do.      Incidental Expenses .....	906.52
do.      Light .....	496.50
do.      Motor Meat Vans & Running Ex- penses .....	3,703.31
Cattle Crematorium and Refuse Destructor .....	557.46
Total .....	<u>\$559,490.11</u>
1925 .....	<u>\$605,715.95</u>

*Special Expenditure.*

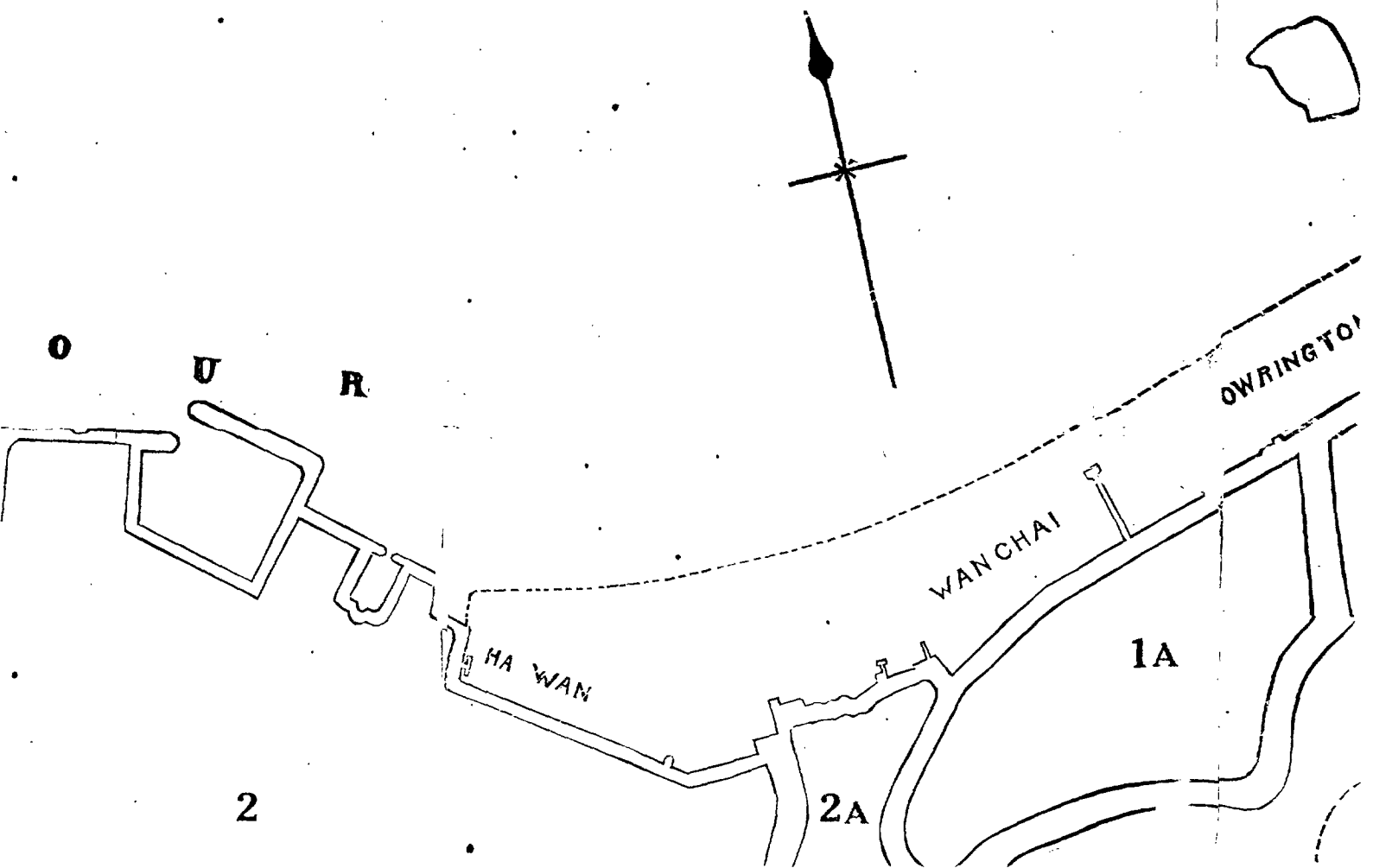
1. Motor Refuse Lorry .....	
Total .....	\$9,800.00
1925 .....	<u>\$37,580.00</u>



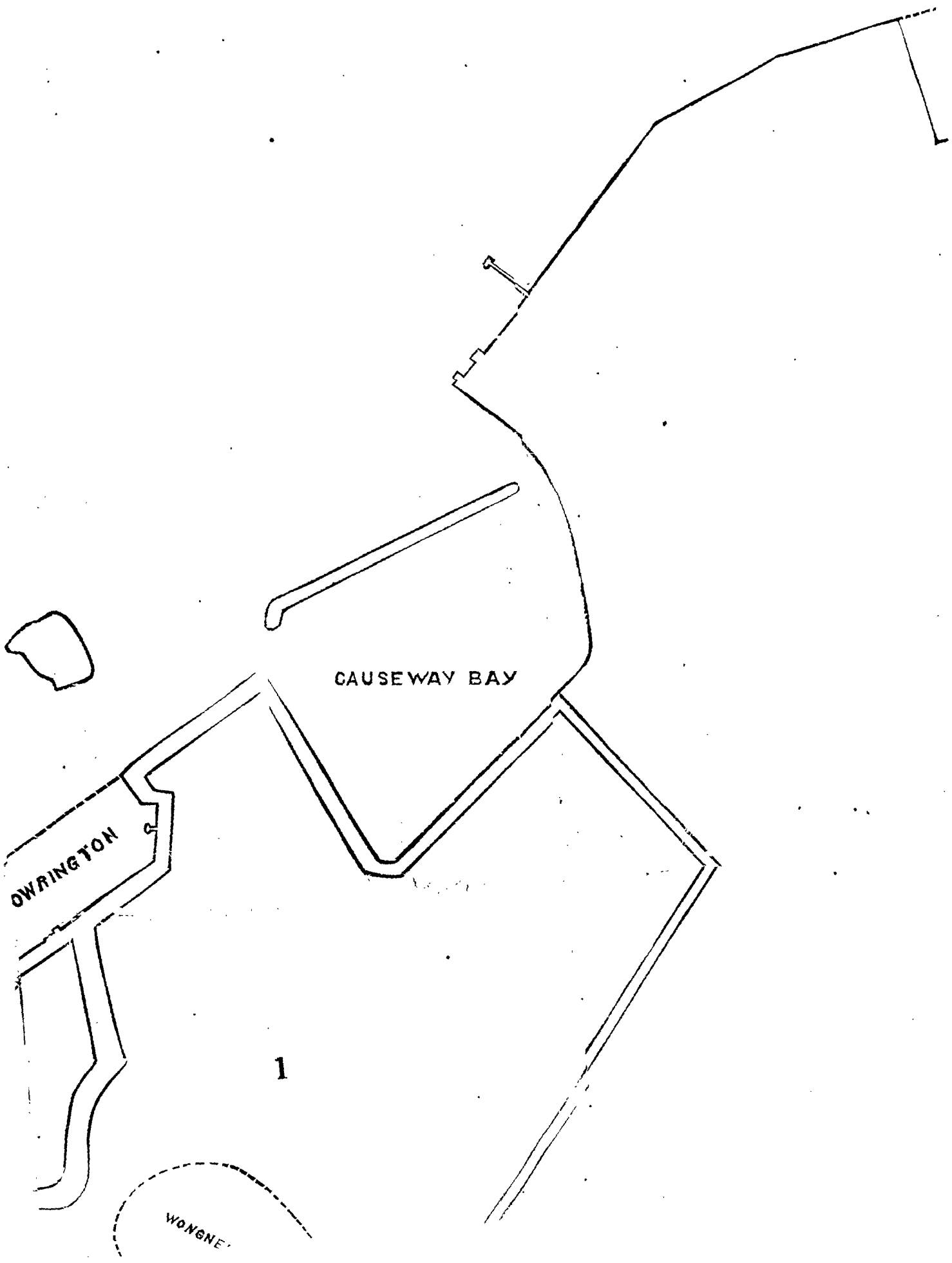




# MAP "A"



A 99

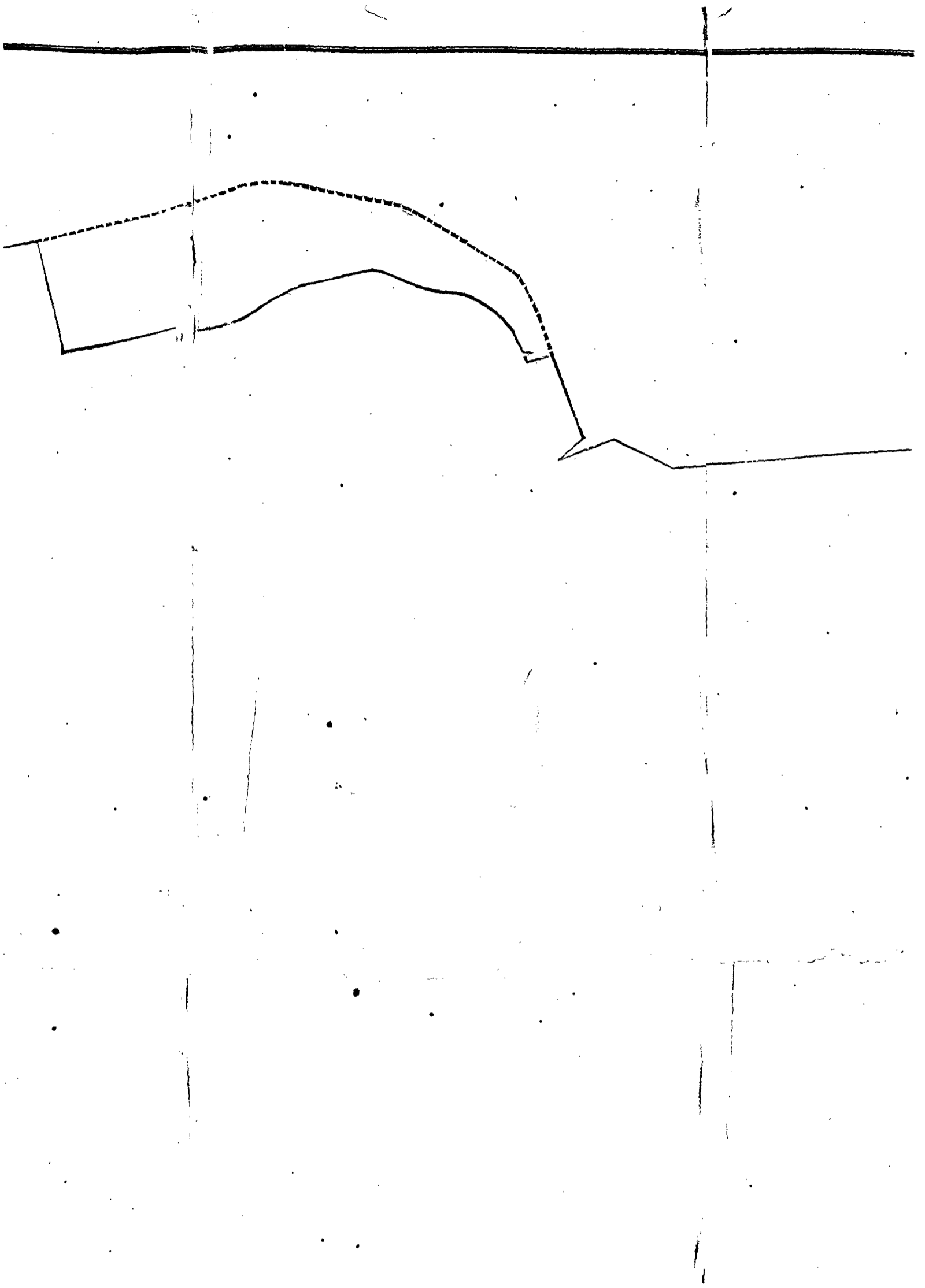


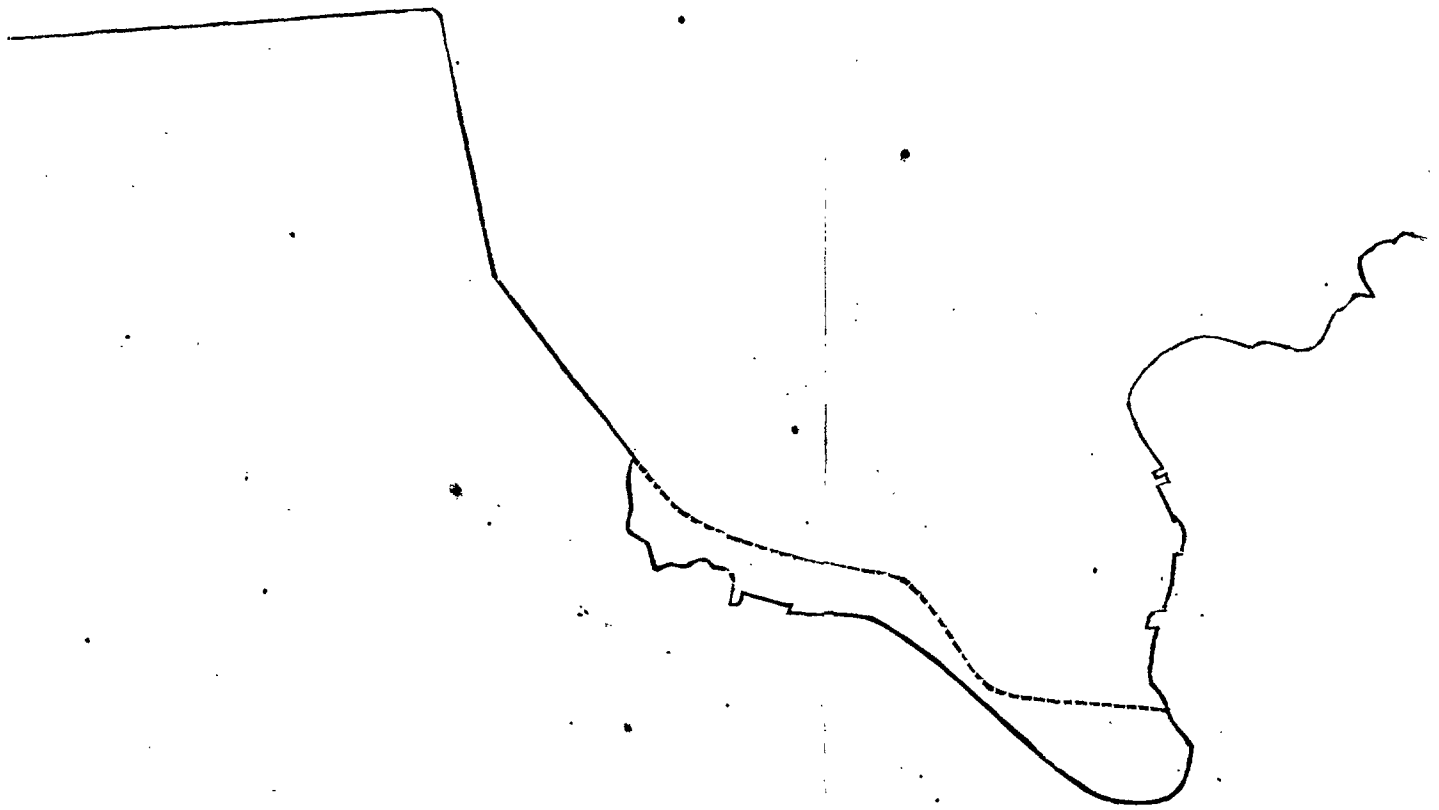
CAUSEWAY BAY

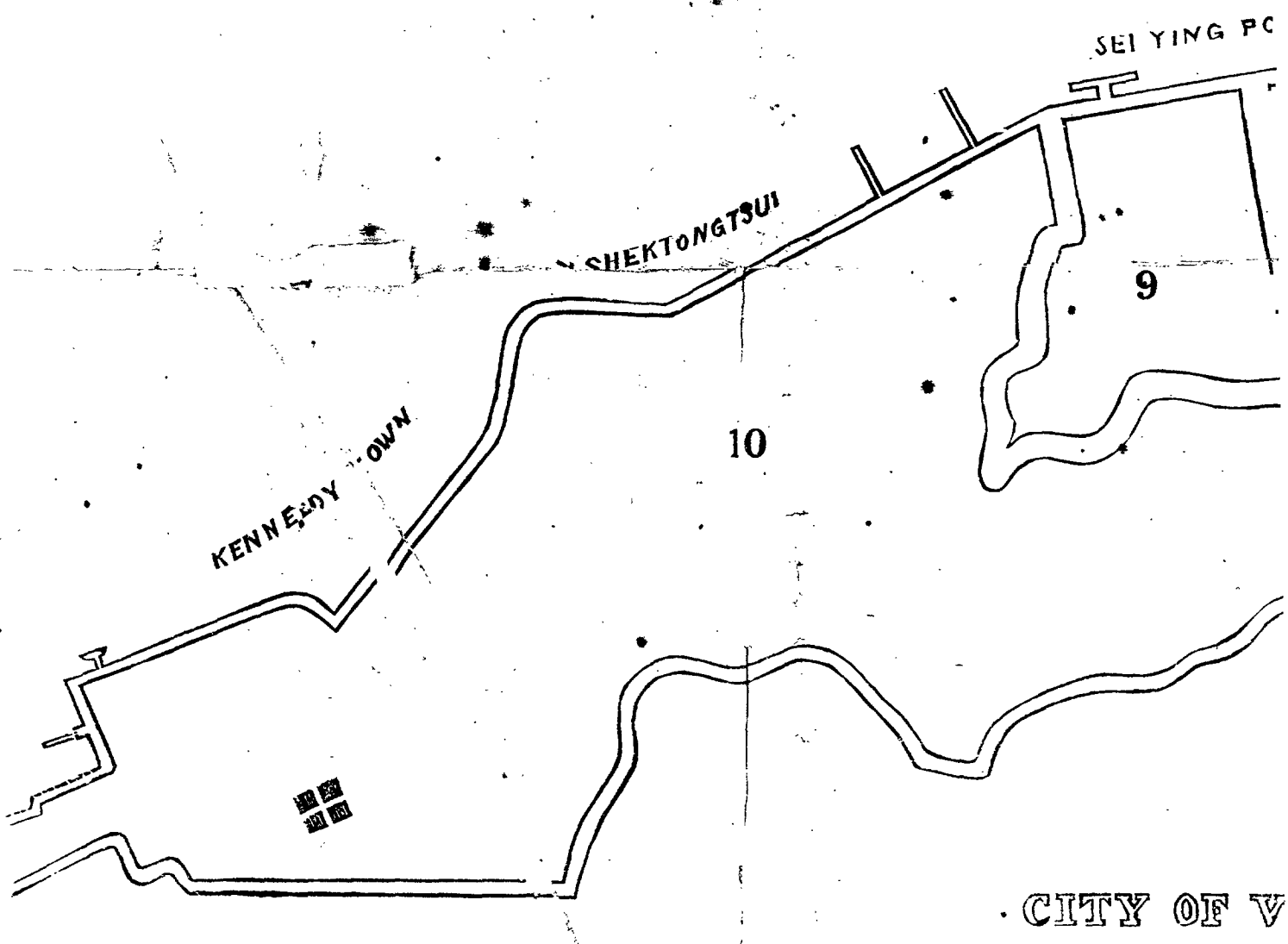
OWRINGTON

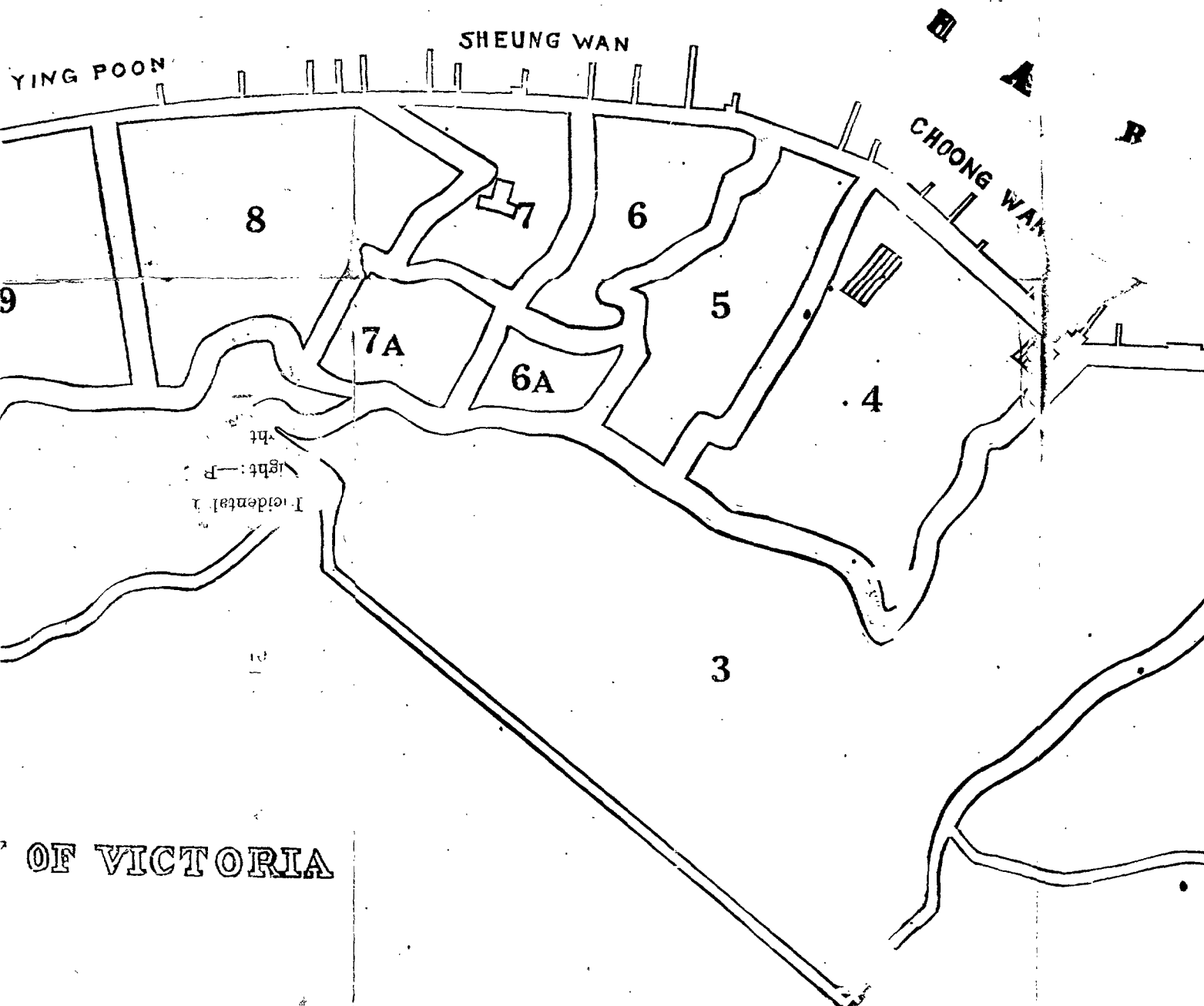
1

WONGNE









YING POON

SHEUNG WAN

CHOONG WAN

8

7

6

5

7A

6A

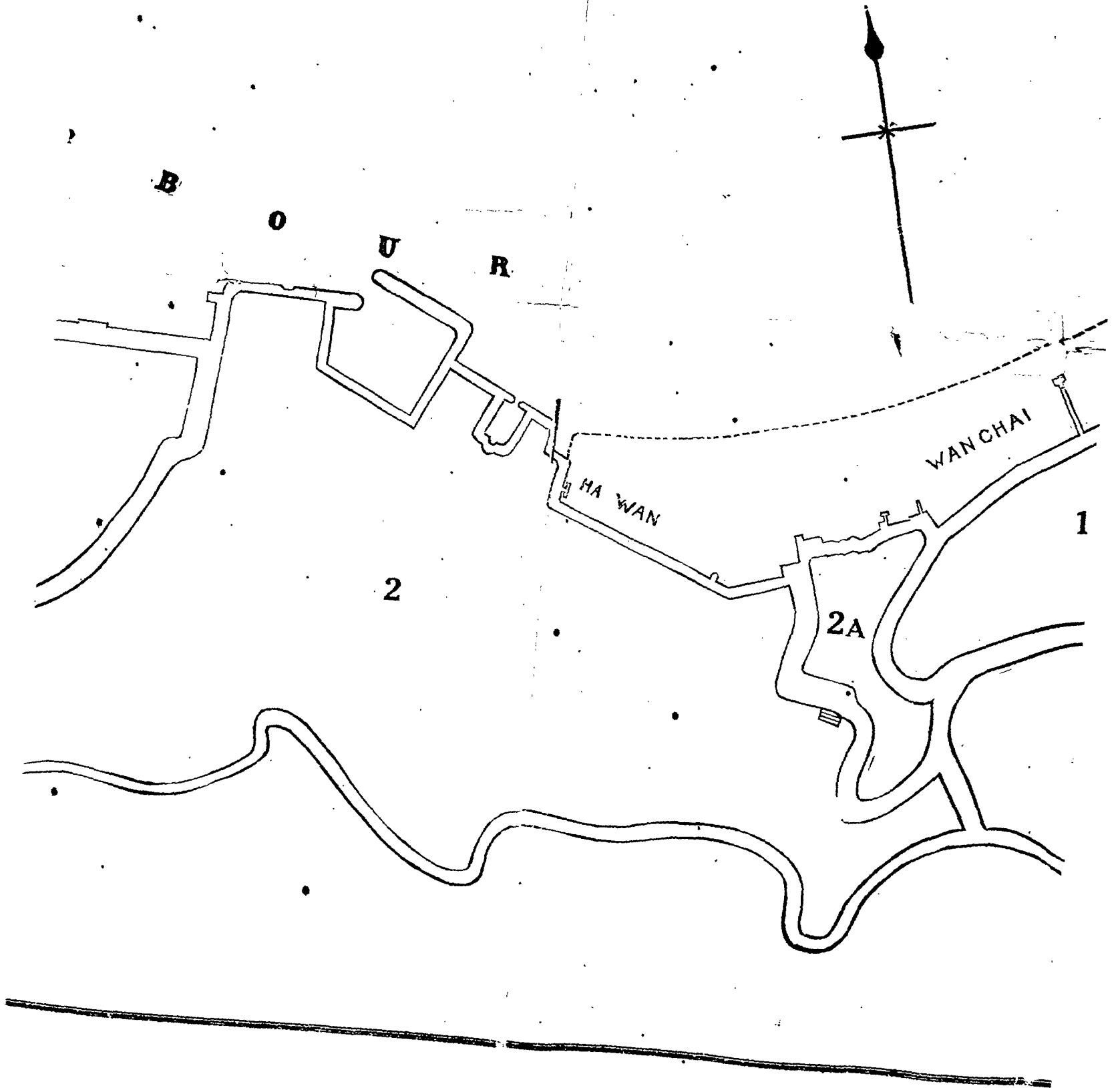
4

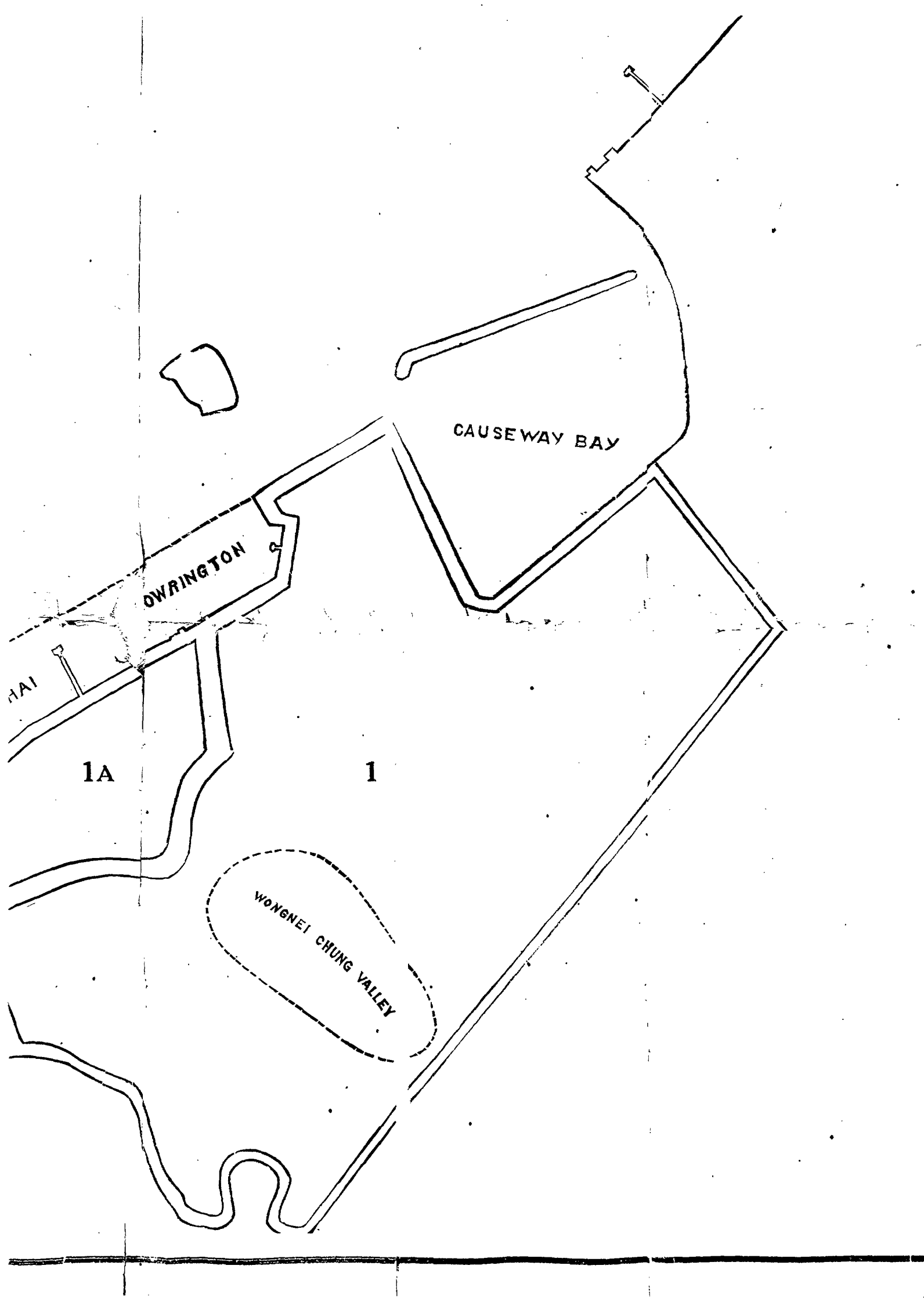
3

9

Right: P  
Incidental

OF VICTORIA





CAUSEWAY BAY

HOWRINGTON


1A

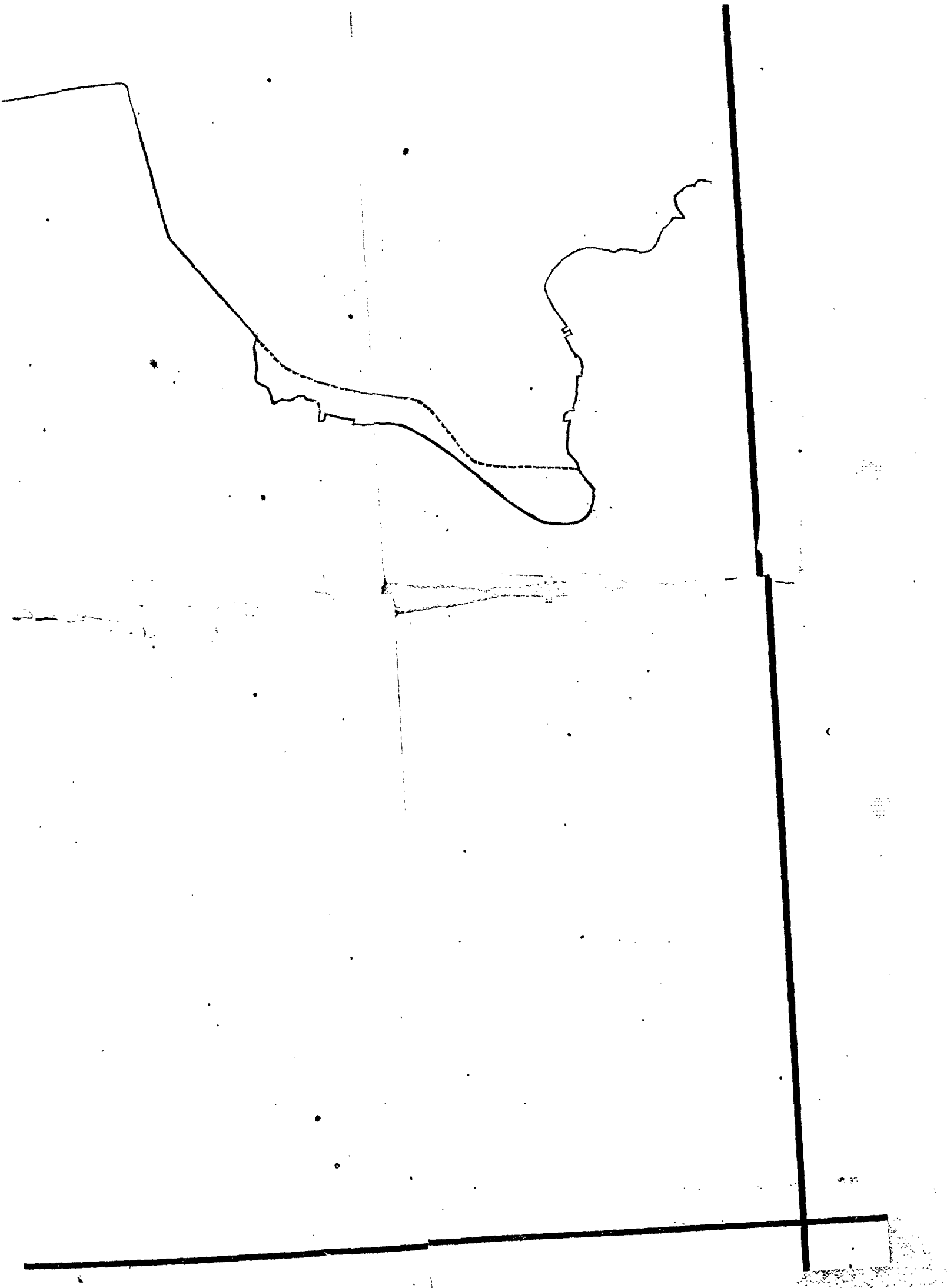
1

WONGNEI CHUNG VALLEY

HAI

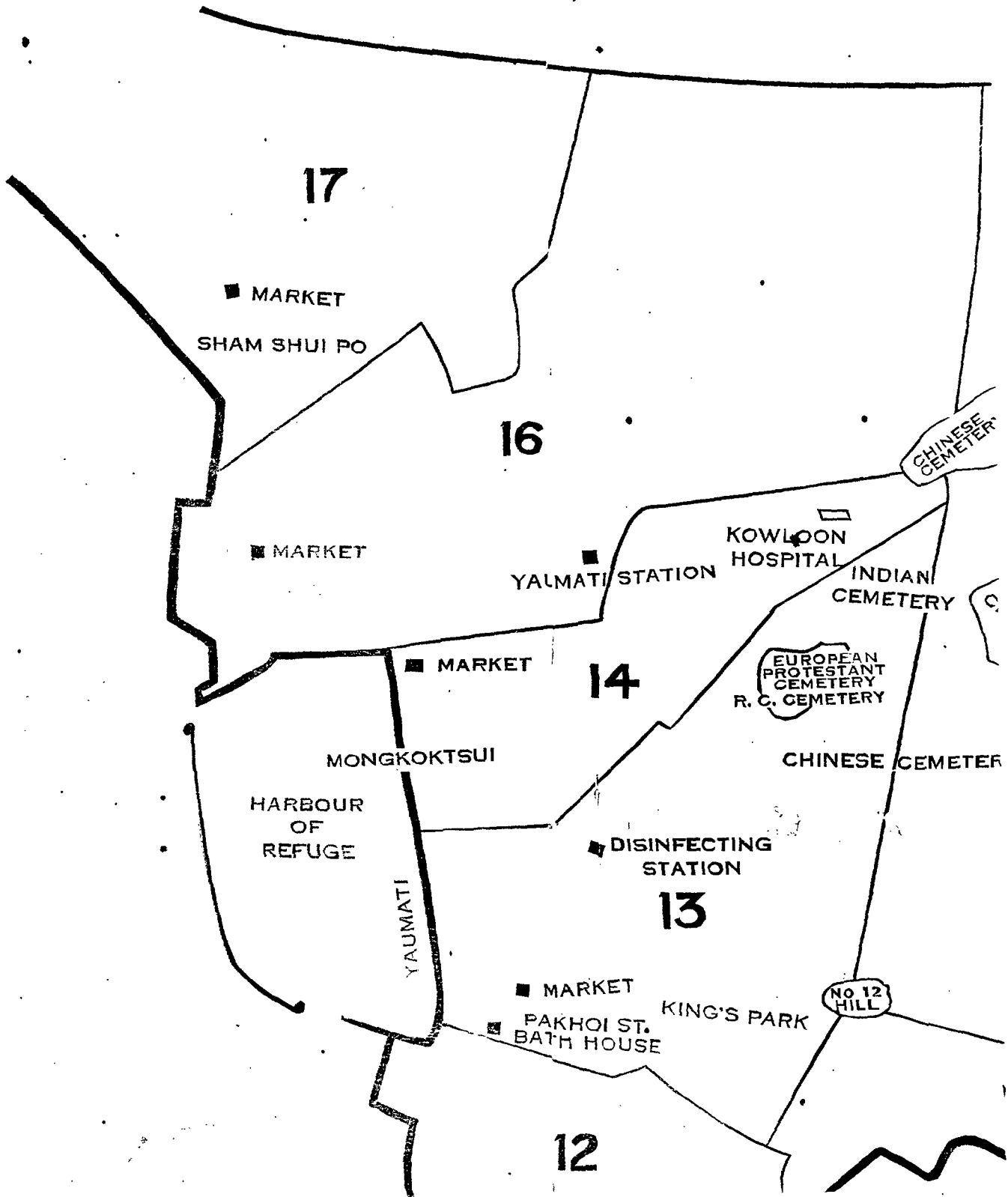






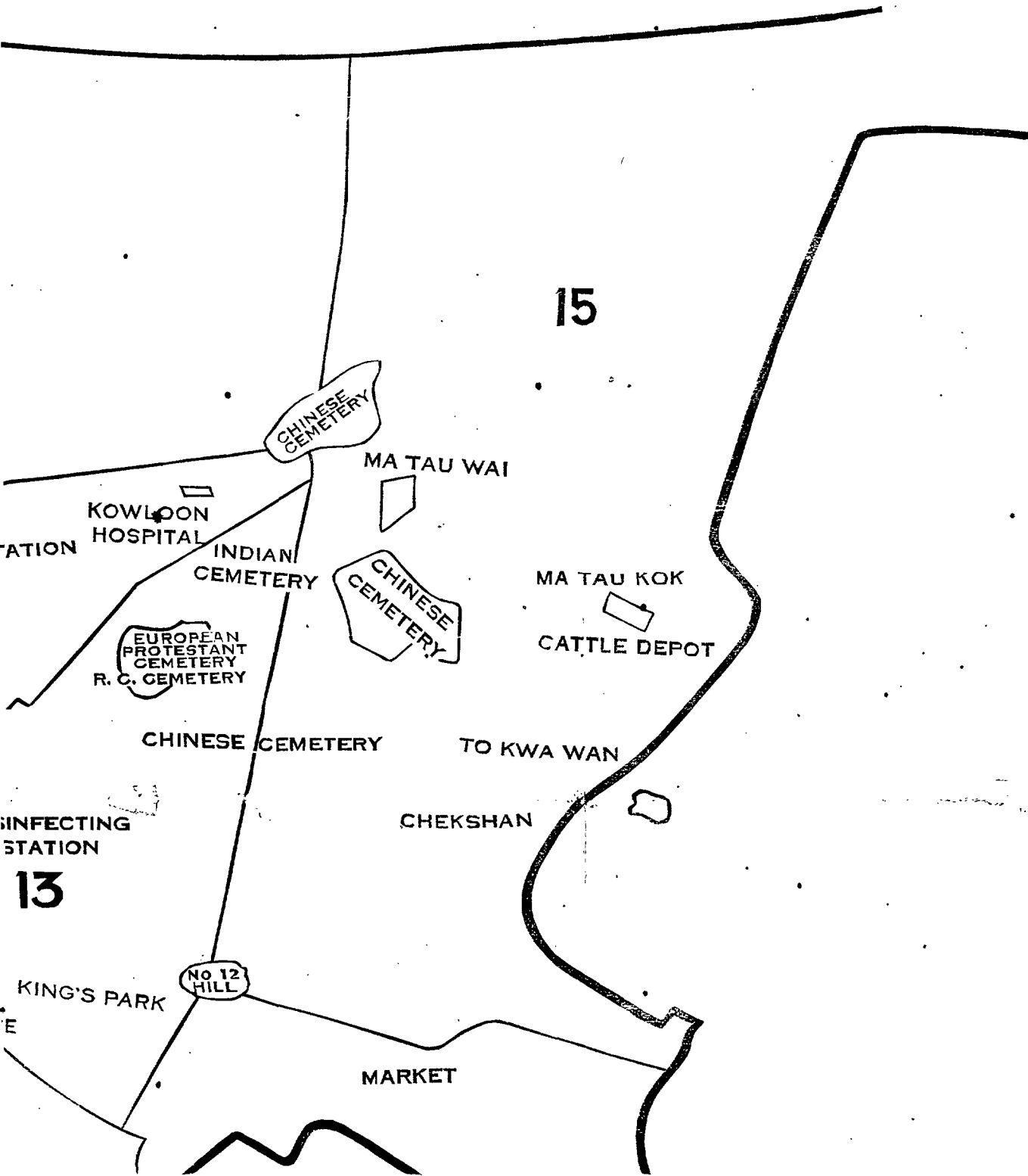
# MAP "B"

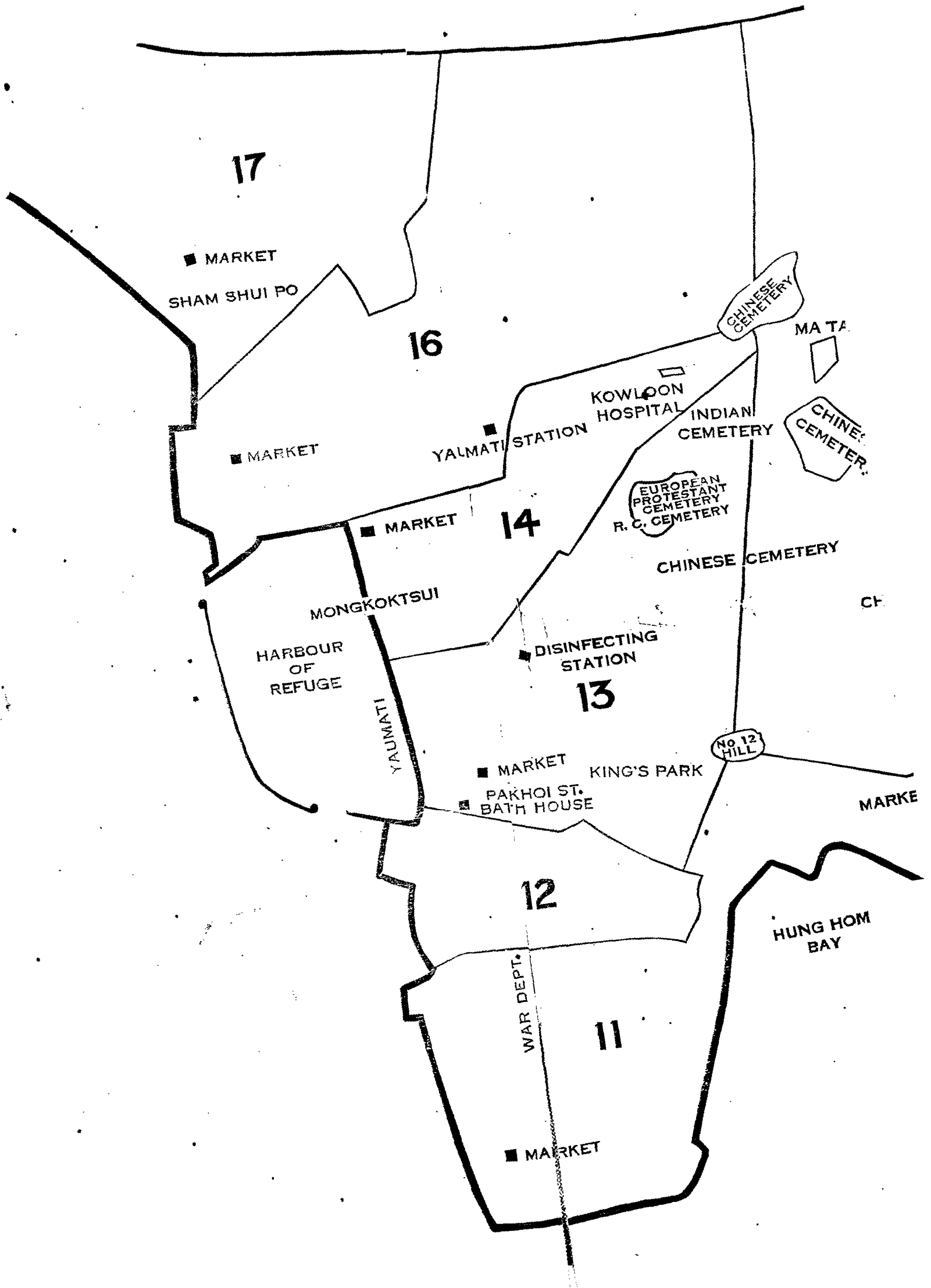
## KOWLOON HEALTH DIST

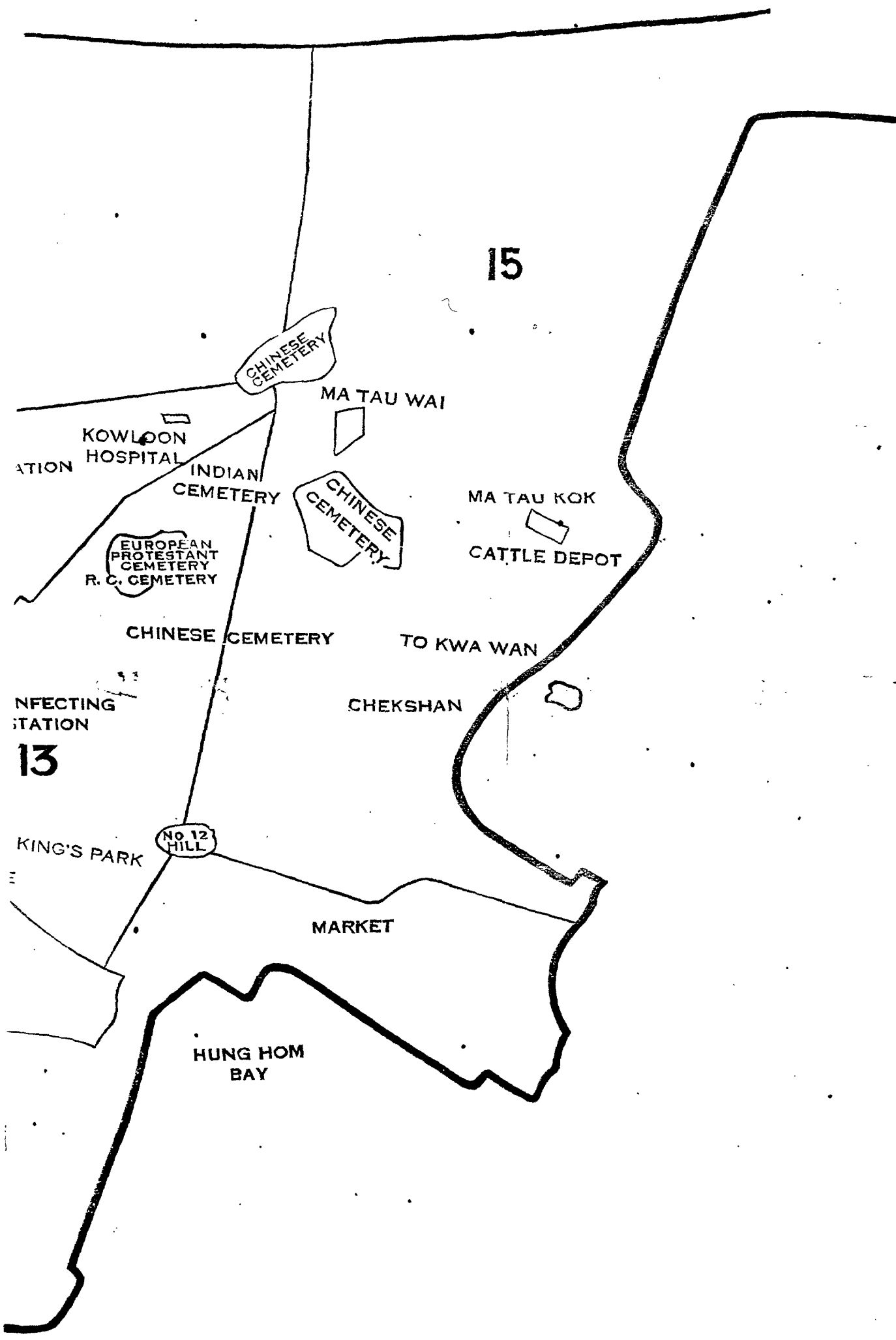


# MAP "B"

## HEALTH DISTRICTS







15

CHINESE CEMETERY

MA TAU WAI

KOWLOON HOSPITAL

ATION

INDIAN CEMETERY

CHINESE CEMETERY

MA TAU KOK

CATTLE DEPOT

EUROPEAN PROTESTANT CEMETERY R. C. GEMETERY

CHINESE CEMETERY

TO KWA WAN

INFECTING STATION

CHEKSHAN

13

KING'S PARK

NO 12 HILL

MARKET

HUNG HOM BAY

## REPORT OF THE MEDICAL OFFICER OF HEALTH.

The area of the Colony, except when otherwise mentioned, dealt with in this report, includes the island of Hong Kong, the Kowloon peninsula and that portion of the New Territories known as New Kowloon on the mainland, but does not include the remaining or greater portion of the New Territories, such being without the jurisdiction of the Sanitary Board.

The latitude and longitude of the Royal Observatory in the Kowloon peninsula are:—Latitude 22° 18' 13.2" N., Longitude 114° 10' 26.4" E.

### METEOROLOGICAL DATA.

The following table gives the means or totals of the meteorological data for the several months of the whole year 1926.

Month.	Barometer at M.S.L.	TEMPERATURE.			HUMIDITY.		Cloudiness.	Sunshine.	Rain.	WIND	
		Max.	Mean.	Min.	Rel.	Abs.				Direction.	Vel.
		ins.	°	°	°	p.c.					
January, .	30.22	66.	61.1	57.6	72	0.39	62	172.9	0.215	E by N	12.5
February, .	30.17	63.9	60.0	57.3	82	0.43	89	66.1	2.400	E by N	14.3
March, ...	30.11	68.	63.8	60.8	82	0.49	85	96.1	4.840	E by N	12.5
April, .....	29.92	72.9	68.9	66.1	87	0.62	93	59.5	17.165	E by N	14.7
May, .....	29.85	80.9	76.1	72.7	83	0.76	82	151.5	5.730	E	12.5
June, .....	29.78	81.3	77.8	75.3	83	0.80	89	94.0	6.535	E by S	15.0
July, .....	29.76	86.9	82.1	78.4	81	0.89	70	221.7	29.790	SE by S	10.1
August, ...	29.78	86.7	82.1	78.2	83	0.91	68	216.4	8.010	E by S	9.5
September, .	29.81	86.4	81.5	77.6	80	0.86	60	214.4	17.300	E by N	10.7
October, ...	29.97	79.0	74.5	70.9	74	0.64	62	176.6	3.275	ENE	13.2
November, .	30.11	73.4	68.9	65.0	73	0.52	45	204.0	4.965	ENE	10.6
December, .	30.17	67.1	62.7	59.0	69	0.42	62	141.0	0.455	ENE	11.2
Mean or Total, }	29.97	76.	71.8	68.2	79	0.64	72	151.1	100.88	E	12.1

### POPULATION.

The estimated population of the Colony at the middle of 1926 was as follows:—

Non-Chinese Civil population ..... 16,500

Chinese population:—

City of Victoria (including the Peak) 465,000

Villages of Hong Kong ..... 33,040

Kowloon (including New Kowloon) 200,000

New Territories (land) ..... 87,500

Population afloat ..... 72,380

Total Chinese population ..... 857,920

Total Civil population ..... 874,420

The following table shows the distribution of the population for the years 1916 to 1926 (inclusive) in the area throughout which the Sanitary Board has jurisdiction. It also shows the population in the various districts in respect of which weekly and quarterly death rates are calculated and submitted for the information of the Board.

Since the year 1915 the population in the area under the jurisdiction of the Board has increased by 46 per cent.

Civilian population of Hong Kong (excluding N.T. except New Kowloon) according to death registration districts from 1916 to 1926.

	1916	1917	1918	1919	1920	1921	1922	1923	1924	1925	1926
British and Foreign Community .....	13,390	13,500	13,500	13,600	14,000	14,100	15,200	15,500	16,000	16,500	16,500
Chinese Community .....	.....	.....	.....	.....	.....	.....	.....	.....	.....	.....	.....
Victoria Registration District (including the Peak)	270,300	280,700	299,450	320,080	342,000	360,000	340,000	350,000	420,000	465,000	465,000
Victoria Harbour .....	38,760	39,400	39,400	42,710	46,300	49,800	47,000	48,000	50,000	52,000	52,000
Kowloon (including New Kowloon) .....	75,000	77,200	77,200	86,550	104,000	120,000	133,000	140,000	180,000	200,000	200,000
Shaukiwan—Land .....	11,350	11,400	11,400	12,300	13,500	13,600	18,500	19,000	22,000	24,440	24,440
"    Boat .....	6,460	6,500	6,500	6,700	7,000	7,200	8,000	8,200	8,400	9,000	9,000
Aberdeen—Land .....	3,200	3,200	3,200	3,500	3,800	4,000	6,000	6,100	6,500	7,200	7,200
"    Boat .....	12,000	12,250	13,400	14,480	15,600	16,000	9,000	9,000	10,000	11,000	11,000
Stanley—Land .....	700	700	700	720	750	760	1,200	1,200	1,300	1,400	1,400
"    Boat .....	350	350	350	360	400	420	300	300	350	380	380
Total Chinese—Land .....	360,500	373,200	391,950	423,150	465,050	498,360	498,700	516,300	629,800	698,040	698,040
"    Boat .....	57,570	58,500	59,650	64,250	69,300	73,420	64,300	65,500	68,750	72,380	72,380
"    Land & Boat .....	418,120	431,700	451,600	487,400	533,350	571,780	563,000	581,800	698,550	770,420	770,420
Grand Total .....	431,510	445,200	465,100	501,000	547,350	585,880	578,200	597,300	714,550	786,920	786,920

All deaths in the British and Foreign Community are registered at the principal registration office in the City of Victoria.  
The Chinese deaths are registered in the districts in which they occur.

FLUCTUATION IN POPULATION.

The population of the Colony is liable to much variation dependant on political conditions in South China and the state of trade in Hong Kong.

Following the strike towards the end of June, 1925 large numbers of Chinese left the Colony.

Later many returned but that a large number did not return seems obvious from figures furnished by the Harbour Master and the Manager of the Kowloon-Ganton Railway.

During the year 1926 the exchange of people between Hong Kong and neighbouring Chinese Territory by river steamships and railway shows a balance of 183,978 in favour of emigrants.

The actual figures so furnished are shown in the following table.

	Immigrants	Emigrants
By railway	147,840	243,952
By Steamships	128,661	216,527
Total	<u>276,501</u>	<u>460,479</u>

These figures do not take into account the large interchange of population by sailing vessels.

BIRTHS.

In dealing with Birth Statistics in Hong Kong it is essential to remember that Registration of Births is largely evaded by the Chinese especially in regard to female children.

The births registered during the year 1926 numbered 3541.

The distribution of these births according to race and sex is shown in the following table:—

	Males.		Females.		Total.	
	1925	1926	1925	1926	1925	1926
Chinese ... ..	2,136	2,022	1,145	1,202	3,281	3,724
Non-Chinese ...	180	163	193	154	373	317
Total... ..	2,316	2,185	1,338	1,356	3,654	4,041

This gives a general civil birth rate of 4.5 compared with 4.64 per 1,000 in 1925.

The birth rate for the Non-Chinese civil population was 19.21 as compared with 22.6 in 1925.

The birth rate for the Chinese population as calculated from the registered births was 4.18 per 1,000 as compared was 4.25 per 1,000 in 1925.

The following table shows the birth rate calculated from the registered births for the last ten years.

Year	Non-Chinese	Chinese
1917.	20.08	4.9
1918	22.07	3.6
1919	20.6	3.9
1920	19.78	3.96
1921	25.88	5.68
1922	22.84	6.25
1923	23.03	6.97
1924	19.8	5.47
1925	22.6	4.25
1926	19.21	4.18

*Sex of the newly born.*

For the Non-Chinese community the ratio of male to female children for the year 1926 was 105 males to 100 females.

The nationality of the Non-Chinese parents was as follows.

British 129, Portuguese 79, Indian 58, American 13, Filipino 8, Malay 6, Eurasian and German 5 each, Dutch and French 2 each, Australian, Canadian, Parsee, Chilian, Italian, African, Jewish and Brazilian 1 each.

**DEATHS.**

The total number of deaths registered in the Colony during the year 1926 was 12,516 (14,991 in 1925).

The general civil death rate was 15.9 per 1,000 (19.05 in 1925).

The Chinese deaths numbered 12,336 (14,735 in 1925).

The Chinese death rate was 16.01 per 1,000.

The Non-Chinese deaths numbered 180 including 14 from the Navy and Army.

The death rate for the Non-Chinese civil population was 10.9 per 1,000 (14.6 in 1925).

The Nationality of the Non-Chinese deaths was as follows:—

British 53, Indian 56, Portuguese 29, Japanese 8, Filipino 7, American 5, Malay 4, Dutch 3, Australian, French, Eurasian and Jewish 2 each, Norwegian, Swiss, Ceylonese, Italian, Peruvian and Annamite 1 each, also 1 European, nationality not stated.

#### AGE DISTRIBUTION OF DEATHS.

The number of deaths of children under one year was 3,424 (4,711 in 1925) of which 3,409 were Chinese and 15 Non-Chinese.

Of these 829 Chinese and 12 Non-Chinese were under one month of age.

The ratio of deaths of infants to the total deaths registered was 27.3 per cent (31.4 in 1925).

For the Chinese deaths above the ratio was 27.5 per cent (31.7 in 1925), while for the Non-Chinese it was 8.3 per cent (15.6 in 1925).

The following table shows the death rates for the last ten years:—

Year	Chinese	Non-Chinese	General
1917	23.00	14.00	23.40
1918	24.50	19.50	24.40
1919	23.30	21.90	23.20
1920	22.78	17.90	21.19
1921	20.29	18.08	20.27
1922	25.47	20.46	25.16
1923	26.27	14.83	25.98
1924	21.90	15.06	21.75
1925	19.12	14.60	19.05
1926	16.01	10.9	15.9

#### INTERMEDIATE DEATH RATES.

A so-called weekly death rate is calculated for each period of seven days and a so-called quarterly death rate each period of thirteen weeks.

Tables are given below to show these death rates for the year 1926, but the period covered by them does not correspond exactly with the actual year for which the death rates (annual) are given in this report.

Weekly (7 days) Death Rate during 1926.

Week ended	Chinese	Non-Chinese	Total	Week ended	Chinese	Non-Chinese	Total
Jan..... 2	12.3	12.6	12.3	July..... 3	17.4	12.6	17.3
"..... 9	15.1	22.1	15.2	".....10	17.0	6.3	16.8
".....16	15.3	15.8	15.3	".....17	17.3	12.6	17.2
".....23	13.4	6.3	13.3	".....24	20.3	15.8	20.2
".....30	15.3	6.3	15.1	".....31	17.9	25.3	18.1
Feb. .... 6	15.8	12.6	15.8	Aug. .... 7	21.8	12.6	21.6
".....13	13.4	25.3	13.6	".....14	19.2	6.3	19.2
".....20	14.3	3.2	14.1	".....21	20.3	12.6	20.2
".....27	14.3	12.6	14.3	".....28	22.5	12.6	22.3
March..... 6	12.2	22.1	12.4	Sept. .... 4	19.4	12.6	19.1
".....13	14.2	6.3	14.0	".....11	17.2	12.6	17.1
".....20	13.0	9.5	12.9	".....18	19.9	15.8	19.9
".....27	14.7	18.9	14.8	".....25	17.6	9.5	17.3
April ..... 3	14.9	6.3	14.7	Oct. .... 2	17.1	22.1	17.2
".....10	11.9	6.3	11.8	"..... 9	15.7	9.5	15.5
".....17	17.6	12.6	17.5	".....16	17.6	0.0	17.2
".....24	14.3	6.3	14.1	".....23	17.2	6.3	17.0
May ..... 1	15.6	9.5	15.5	".....30	16.6	2.2	16.3
"..... 8	12.4	6.3	12.2	Nov. .... 6	16.8	6.3	16.5
".....15	14.7	15.8	14.8	".....13	17.6	3.2	17.3
".....22	16.6	15.8	16.5	".....20	14.5	3.2	14.2
".....29	17.3	9.5	17.1	".....27	12.9	12.6	12.8
June ..... 5	14.9	6.3	14.7	Dec. .... 4	14.5	12.5	14.4
".....12	14.6	22.1	14.8	".....11	13.7	18.9	13.8
".....19	15.8	6.3	15.6	".....18	15.0	9.5	14.9
".....26	16.1	12.6	16.1	".....25	14.7	12.6	14.6

For the actual year 1926 the death rate for Chinese was 16.01 per 1,000.

In the above tables the weekly death rates are lower than this for 29 weeks.

TABLE OF QUARTERLY DEATH RATE FOR 1926.

	British and Foreign Community	Chinese Community	General
First quarter	12.1	14.3	14.3
Second "	9.8	15.3	15.2
Third "	13.0	19.1	19.1
Fourth "	7.3	15.4	15.2

The so-called quarters in the above tables are periods of 13 weeks and the table covers the same total period as does that of the weekly death rates given above:

DEATHS FROM CERTAIN NON-NOTIFIABLE DISEASES.

*Respiratory Diseases.*

1. Excluding tuberculosis in its various forms the number of deaths from Respiratory Diseases during 1926 was 3,566 (4,290 in 1925) of which 27 were Non-Chinese (31 in 1925) and 3,539 Chinese (4,259 in 1925).

Deaths of children under one year of age accounted for 1921 of these (2,182 in 1925).

The deaths ascribed to Lobar Pneumonia and Pneumonia (type not specified) were 398 (787 in 1925) and 182 (356 in 1925) respectively or a total of 580.

Of these 170 (404 in 1925) were deaths of children under one year of age.

Broncho-pneumonia accounted for 1,693 deaths (1,735 in 1925) of which 9 were Non-Chinese (11 in 1925). Of these 1,115 were deaths of infants under one year of age (1,152 in 1925). Of these infants 2 were Non-Chinese (4 in 1925).

2. Including tubercular infections the total deaths among Chinese from Respiratory Diseases was 5,105 (6,118 in 1925) giving a percentage of the total Chinese deaths of 41.3 (41.5 in 1925).

The rate of mortality from Respiratory Diseases for the Chinese population (excluding the New Territory except New Kowloon) for the year 1926 was 6.49 per thousand (7.94 in 1925).

*Tuberculosis (all types).*

Tubercular infections of the Respiratory system caused 1,517 deaths in the year 1926 (1,890 in 1925). Of these 28 were Non-Chinese (31 in 1925) and 1,489 Chinese (1,859 in 1925).

Other tubercular infections caused 395 deaths (401 in 1925) 8 of which were Non-Chinese (7 in 1925).

The total deaths from tubercular infections was therefore 1912 (2,291 in 1925).

The percentage of deaths from tubercular infections of the total deaths registered was 15.27 (15.28 in 1925).

*Tuberculosis according to type of infection and age groups.*

For the purpose of showing the various forms of tubercular disease which caused the above mentioned deaths this infection is here divided in five types as follows:—

- Type 1. Pulmonary and acute miliary tuberculosis.
- Type 2. Tubercular Meningitis.
- Type 3. Abdominal Tuberculosis.
- Type 4. Disseminated or General Tuberculosis.
- Type 5. Other Tubercular Diseases.

The following table shows the numbers of Chinese deaths from each of these types distributed according to age groups for the year 1926.

Age Groups.	Types.				
	1	2	3	4	5
Under 1 year ... ..	174	7	16	22	0
Over 1 year and under 5 years	224	30	19	64	0
Over 5 years and under 15 years	66	7	6	72	4
Over 15 years and under 25 years	181	7	4	11	1
Over 25 years and under 45 years	582	6	3	23	2
Over 45 years and under 60 years	283	0	0	6	0
Over 60 years ... ..	56	0	0	0	0

The deaths from Tubercular Diseases (all types) for both Chinese and Non-Chinese are shown distributed according to age groups by the following table which covers ten years 1915 to 1926 with the omission of the years 1916 and 1918.

Age Groups.	Years.									
	1915	1917	1919	1920	1921	1922	1923	1924	1925	1926
Under 1 year ...	59	193	108	231	219	200	213	269	313	220
1 to 5 years...	195	290	302	469	340	393	419	511	468	339
5 to 15 years...	97	129	139	204	157	180	169	207	173	157
15 to 25 years...	110	124	159	171	181	203	235	221	202	212
25 to 45 years...	431	486	569	641	613	610	673	750	737	641
45 to 60 years...	199	205	258	278	256	351	301	319	377	291
Over 60 years...	32	43	62	65	91	93	63	81	79	56
Total ... ..	1,123	1,469	1,597	2,059	1,847	2,060	2,071	2,358	2,291	1,916
All Chinese Deaths ... ..	7,723	10,244	11,348	12,151	11,604	14,241	15,289	15,301	14,735	12,336
Percentage of Chinese deaths due to Tuberculosis ...	14.5	14.3	14.0	16.9	16.2	14.4	13.5	15.7	15.5	15.5

*Tetanus and Convulsions.*

These diseases accounted for 129 deaths of children under five years of age.

Out of 66 deaths ascribed to Tetanus 64 were of children under one month old and one of a child over one month and under one year old.

Convulsions accounted for the deaths of 63 children under five years old. Of these none were under one month and four over a month and under one year old.

*Malaria.*

Malarial Fever is not a notifiable disease. The figures and tables given below therefore are compiled from the registers of deaths.

Deaths of Chinese are registered according to the district in which they occur. For this purpose there are five Registration Districts, namely, Victoria District which includes the Peak and the Harbour, Kowloon District which includes New Kowloon, Shaukiwan, Aberdeen and Stanley Districts.

All Non-Chinese deaths are registered in Victoria.

It does not follow that, because a death from Malaria is registered in a given district, the infection was acquired in that district.

Malaria may be acute or chronic and it does not follow that, because a death from this disease happened in any one year, the infection was acquired in the same year.

The flow of the population to and from neighbouring Chinese territory, amounting in a year to more than the estimated population of the Colony, makes it impossible to say to what extent the infection of Malaria causing deaths within the Colony may have occurred herein.

During 1926 the total deaths from Malaria were 587 (702 in 1925). Of these 4 were Non-Chinese (10 in 1925).

This number of deaths is a percentage of 4.69 of the total registered deaths.

The Chinese deaths from Malaria in the City of Victoria (excluding the Peak and Harbour) numbered 172 (200 in 1925) in an estimated population of 465,000 giving a death rate of 0.38 per thousand (0.43 in 1925).

The following table shows for thirteen successive years the deaths in the Colony from Malaria Fever expressed as a percentage of the total deaths registered each year and the incidence of such deaths per thousand of the population.

Year	Total deaths from Malaria.	Deaths from Malaria per cent. of total deaths.	Deaths from Malaria per 1,000 of population.
1914	241	2.51	0.58
1915	328	4.14	0.78
1916	337	3.19	0.78
1917	411	3.93	0.92
1918	388	2.93	0.83
1919	314	2.69	0.62
1920	332	2.67	0.59
1921	332	3.79	0.55
1922	454	3.11	0.78
1923	674	4.33	1.14
1924	707	4.54	0.98
1925	702	4.68	0.89
1926	587	4.69	0.75

This table suggests that Malaria Fever has increased its incidence during recent years.

*Beri-beri.*

The deaths from this disease during 1926 were 1,192 (1,744 in 1925) being a percentage of 9.5 of the total deaths registered (11.63 in 1925). This is a very considerable drop from the high mortality from this disease registered in 1925.

The following table shows the numbers of deaths ascribed to Beri-beri during the last eleven years and the percentage rate of these on the total deaths.

Year.	No. of deaths from Beri-beri.	Percentage of total registered deaths.
1916	520	4.92
1917	654	6.26
1918	804	6.09
1919	555	4.76
1920	361	4.90
1921	526	4.42
1922	829	5.69
1923	1270	8.17
1924	1502	9.65
1925	1744	11.63
1926	1192	9.5

*Influenza.*

The deaths registered during 1926 as caused by this disease number 33, this being the smallest number of deaths ascribed to this disease for the last nine years.

The following table shows the numbers of deaths due to Influenza for each month since the year 1918.

Month.	1918	1919	1920	1921	1922	1923	1924	1925	1926
January .....	0	21	39	20	13	5	2	3	2
February.....	0	16	118	19	13	6	1	3	3
March .....	0	25	75	20	13	4	2	2	0
April .....	0	41	38	22	18	5	10	3	2
May .....	1	75	32	27	13	7	5	4	4
June .....	108	137	61	26	44	13	5	4	4
July.....	53	77	22	54	40	14	9	11	4
August .....	10	30	14	30	30	5	4	3	6
September.....	1	8	30	28	40	11	5	6	3
October .....	70	8	44	13	64	7	5	0	4
November .....	95	9	35	27	76	2	2	5	1
December.....	67	2	34	17	58	4	2	1	0
Total.....	405	449	542	303	422	83	52	45	33

NOTIFIABLE INFECTIOUS DISEASES.

The incidence of these diseases was slight during 1926, the total number of cases notified being only 375.

Many of these were imported, the local cases amounting only to 325. Of these local cases 174 were Typhoid and Paratyphoid cases. For the third year in succession there were no cases of plague.

The following table shows, besides the total cases of these diseases, the numbers of cases which were of local origin, imported and brought from the New Territory for the Chinese and Non-Chinese sections of the community.

The following table shows the notifiable diseases registered during 1926. The by-laws governing Notification of Infectious disease do not apply to the New Territory other than New Kowloon but a few cases which have been notified are known to have come during illness from such New Territory.

Disease	Total Cases	Chinese Cases		Non-Chinese Cases		Local Cases	
		N.T.		N.T.		Chinese	Non-Chinese
		Imported	N.T.	Imported	N.T.		
Plague .....	0	0	0	0	0	0	0
Cholera .....	3	2	0	1	0	0	0
Small-pox .....	49	15	1	2	0	29	2
Cerebro Spinal Fever .....	14	1	0	0	0	12	1
Enteric Fever .....	197	15	5	10	0	154	13
Paratyphoid .....	7	0	0	0	0	6	1
Diphtheria .....	73	2	0	1	0	50	20
Scarlet Fever .....	2	0	0	1	0	0	1
Puerperal Fever .....	7	0	0	0	0	6	1
Relapsing Fever .....	0	0	0	0	0	0	0
Typhus Fever .....	0	0	0	0	0	0	0
Yellow Fever .....	0	0	0	0	0	0	0
Rabies (Men) .....	10	0	0	0	0	9	1
Rabies (Dogs) .....	13	—	1	—	—	12	—
<b>Total.....</b>	<b>375</b>	<b>35</b>	<b>7</b>	<b>15</b>	<b>0</b>	<b>278</b>	<b>40</b>

*Plague.*

There were no cases of plague notified during 1926. The date of the notification of the last case of this disease in the Colony was September 27th, 1923.

The Colony has therefore been assumably free from plague for well over three years.

The last notification of a plague infected rat was on September 17th, 1923.

The following table shows the monthly incidence of plague for the last ten years.

Month.	1917.	1918.	1919.	1920.	1921.	1922.	1923.	1924.	1925.	1926.
January,.....	1	—	4	—	2	3	2	—	—	—
February,.....	2	—	1	1	6	23	2	—	—	—
March,.....	—	—	30	—	1	74	2	—	—	—
April,.....	1	2	94	9	5	247	10	—	—	—
May,.....	14	44	171	28	28	454	47	—	—	—
June,.....	10	84	132	56	64	237	49	—	—	—
July,.....	9	103	26	20	24	77	23	—	—	—
August,.....	1	23	4	14	6	29	10	—	—	—
September.....	—	6	—	—	3	8	3	—	—	—
October,.....	—	2	1	4	—	7	—	—	—	—
November,.....	—	1	1	3	6	10	—	—	—	—
December,.....	—	1	—	3	5	2	—	—	—	—
Total,.....	38	266	464	138	150	1,181	148	—	—	—

The cases of Plague recorded in the Colony since the discovery here of this disease in 1894 are given in the following table.

Year	Cases	Year	Cases
1894	*5,000	1910	25
1895	44	1911	269
1896	1,204	1912	1,857
1897	21	1913	408
1898	1,320	1914	2,146
1899	1,486	1915	144
1900	1,087	1916	39
1901	1,651	1917	38
1902	572	1918	266
1903	1,415	1919	464
1904	510	1920	138
1905	272	1921	150
1906	893	1922	1,181
1907	240	1923	148
1908	1,073	1924	0
1909	135	1925	0
		1926	0

\*This is an estimate and is probably much too low.

*Cholera.*

No case of locally acquired Cholera has been notified in the Colony since September 1922.

Three cases were reported during 1926, all were imported. One case being Non-Chinese and two Chinese.

*Small-pox.*

The incidence of this disease was very slight during 1926. The total number of cases notified being 49 of which 31 only were local cases, 17 were imported and one being from the New Territories.

The Non-Chinese cases numbered 4 of which 2 were imported.

The following table shows the monthly incidence of Small-pox for the last 10 years.

MONTHLY PREVALENCE OF SMALL-POX 1917 TO 1926.

Month	1917	1918	1919	1920	1921	1922	1923	1924	1925	1926
January.....	358	2	2	2	1	8	3	433	7	6
February.....	176	6	6	1	11	33	8	255	6	3
March.....	38	13	3	10	36	25	38	137	19	6
April.....	18	4	9	11	58	54	62	47	21	14
May.....	1	2	4	6	58	61	61	28	6	14
June.....	1	2	2	3	15	19	91	4	2	4
July.....	0	1	0	1	0	8	40	3	1	2
August.....	1	1	0	0	4	2	19	0	0	0
September.....	0	0	0	0	0	1	29	0	0	0
October.....	0	0	0	0	3	0	165	0	0	0
November.....	0	0	0	0	0	1	397	1	3	0
December.....	2	1	1	0	5	0	407	5	1	0
Total.....	595	32	27	34	191	212	1320	913	66	49

*Cerebro Spinal Fever.*

The incidence of this disease during 1926 continued to be slight. The cases notified numbered 14 of which 13 were local cases and 1 was imported.

The Chinese cases numbered 13 of which 1 was imported there being 1 Non-Chinese case.

The following table shows the monthly incidence of Cerebro Spinal Fever for each year since it was first notified in 1918.

MONTHLY PREVALENCE OF CEREBRO SPINAL FEVER.

Month	1918	1919	1920	1921	1922	1923	1924	1925	1926
January .....	—	23	18	5	8	10	—	5	2
February .....	165	32	13	9	13	10	4	11	3
March .....	454	71	40	59	4	16	22	13	1
April .....	274	58	44	18	4	17	10	14	2
May .....	146	24	10	8	3	10	16	9	1
June .....	96	15	7	10	4	14	5	11	—
July .....	52	13	4	7	4	6	7	4	2
August .....	14	12	6	3	1	6	4	1	1
September .....	10	3	5	1	—	10	5	—	—
October .....	5	1	7	1	4	3	—	2	1
November .....	7	7	3	1	3	—	2	2	1
December .....	9	8	1	3	5	5	6	1	—
Total .....	1,232	267	158	125	53	107	81	73	14

*Enteric and Paratyphoid Fevers.*

The total of cases of these diseases notified during 1926 was 204 of which 197 were cases of Enteric Fever and 7 of Paratyphoid Fever.

The cases of local origin were 174 being 154 cases of Enteric Fever and 6 cases of Paratyphoid Fever amongst the Chinese and 13 cases of Enteric and 1 of Paratyphoid Fevers, amongst the Non-Chinese population.

There were 15 Chinese and 10 Non-Chinese imported cases of Enteric Fever and 5 Chinese cases from the New Territory.

There were no cases of Paratyphoid Fever imported.

The following table shows the monthly incidence of Enteric and Paratyphoid Fevers in the Colony for the last 10 years.

TYPHOID AND PARATYPHOID FEVERS.

The following table shows the prevalence of these diseases for the year 1926 and the previous nine years.

Month.	1917.	1918.	1919.	1920.	1921.	1922.	1923.	1924.	1925.	1926.
January, .....	15	23	11	10	10 <sup>+</sup>	9 <sup>3</sup>	7	12	20	1
February, .....	7	20	6	3	6 <sup>3</sup>	8 <sup>5</sup>	10	11 <sup>2</sup>	17	6 <sup>1</sup>
March, .....	22	9	8	6	8 <sup>+</sup>	6 <sup>8</sup>	9	17 <sup>3</sup>	18	10
April, .....	21	17	9	5	21 <sup>9</sup>	14 <sup>2</sup>	20 <sup>+</sup>	10 <sup>5</sup>	6	18
May, .....	18 <sup>1</sup>	32	7	14	9 <sup>+</sup>	14	49 <sup>2</sup>	12 <sup>5</sup>	13 <sup>1</sup>	10
June, .....	18 <sup>2</sup>	44	10	14 <sup>1</sup>	17 <sup>9</sup>	12 <sup>1</sup>	47 <sup>5</sup>	12	7 <sup>2</sup>	6
July, .....	21 <sup>1</sup>	24 <sup>1</sup>	14 <sup>1</sup>	22	12 <sup>+</sup>	7 <sup>3</sup>	32 <sup>3</sup>	48 <sup>16</sup>	4 <sup>1</sup>	26 <sup>4</sup>
August, .....	16	17	9 <sup>2</sup>	9 <sup>2</sup>	97	15 <sup>2</sup>	26 <sup>6</sup>	41	17 <sup>3</sup>	29 <sup>1</sup>
September, .....	12 <sup>1</sup>	22	28	12 <sup>3</sup>	3 <sup>9</sup>	14 <sup>1</sup>	25 <sup>+</sup>	28 <sup>3</sup>	19 <sup>1</sup>	23
October, .....	8	16	12	12 <sup>3</sup>	71 <sup>3</sup>	17	15 <sup>1</sup>	19 <sup>3</sup>	13	19
November, .....	10 <sup>1</sup>	7 <sup>1</sup>	5	7 <sup>1</sup>	51 <sup>0</sup>	14	17 <sup>3</sup>	18	8 <sup>1</sup>	30
December, .....	20 <sup>1</sup>	16	14	4 <sup>+</sup>	8 <sup>3</sup>	9 <sup>2</sup>	15 <sup>2</sup>	20	12	19
Total, .....	188 <sup>2</sup>	247 <sup>2</sup>	133 <sup>3</sup>	118 <sup>14</sup>	115 <sup>79</sup>	139 <sup>27</sup>	272 <sup>30</sup>	248 <sup>37</sup>	151 <sup>9</sup>	197 <sup>7</sup>
Chinese cases										
T.	152	182	101	71	75	100	207	152	111	174
P.	0	0	1	2	41	6	8	11	4	6

Small figures in month groups indicate paratyphoid cases and large figures indicate Typhoid cases

DIPHTHERIA.

The number of cases of this disease notified during 1926 was 73 of which 51 were Chinese and 22 Non-Chinese.

One Non-Chinese and one Chinese case was imported leaving 50 Chinese and 21 Non-Chinese cases of local origin.

The following table shows the monthly incidence of Diphtheria for the last ten years.

DIPHTHERIA CASES NOTIFIED DURING EACH MONTH OF THE YEARS 1917 TO 1926 INCLUSIVE.

Month	1917	1918	1919	1920	1921	1922	1923	1924	1925	1926
January ... ..	6	27	3	8	12	10	15	12	19	14
February ... ..	11	16	4	6	7	6	21	6	12	6
March ... ..	4	4	5	15	9	7	6	4	11	6
April ... ..	9	7	4	8	4	3	7	6	10	1
May ... ..	2	13	3	2	4	2	9	8	7	13
June... ..	1	9	3	4	9	1	1	11	—	5
July ... ..	3	10	2	3	7	4	4	7	1	5
August ... ..	3	4	—	2	—	5	2	6	2	6
September ... ..	3	4	1	3	3	3	3	4	2	2
October ... ..	3	13	4	7	—	8	7	3	9	3
November... ..	5	3	10	6	17	9	6	9	5	5
December... ..	19	8	11	12	13	13	10	14	7	7
Total ... ..	69	118	50	76	85	71	91	90	85	73
Chinese ... ..	62	109	39	42	47	56	59	63	59	51

G. W. POPE,  
Medical Officer of Health.



Table I.—DEATHS REGISTERED IN THE COLONY OF HONG KONG DURING 1926.

	Scarlet Fever.	Blackwater Fever.	Relapsing Fever.	Typhus Fever.	Yellow Fever.	Rabies (Hydrophobia).	Dengue Fever.	Paratyphoid Fever.	Influenza.	Small-pox.	Measles.	Typhoid Fever.	Diphtheria.	Cerebro-spinal Meningitis.	Dysentery.	Plague.	Malarial Fever.	Cholera.	Puerperal Fever.	Septic Infections.	Syphilis.	Poisoning.	Injuries.	Developmental Diseases.	Old Age.	General Tuberculosis.	Beri-beri.	Cancer.	Paralysis and Convulsions.	Heart Diseases.	
British and Foreign Community,	Civil,.....	...	...	...	...	1	...	...	5	1	...	2	...	1	...	...	4	...	...	...	1	...	15	6	5	2	...	4	...	1	
	Victoria and Peak, Harbour, .....	...	...	...	...	9	...	...	14	13	...	93	19	7	92	...	172	...	...	5	10	168	59	153	214	141	110	570	67	82	11
Chinese Community,	Kowloon, .....	...	...	...	...	...	...	...	2	3	...	10	3	1	7	...	19	1	...	...	1	7	2	31	10	76	9	45	4	2	...
	Shaukiwan, Land, .....	...	...	...	...	...	...	...	12	8	1	11	7	1	72	...	204	...	...	...	12	54	7	43	14	151	76	419	34	18	5
	Shaukiwan, Boat, .....	...	...	...	...	...	...	...	...	1	...	4	...	...	6	...	25	...	...	...	...	5	3	3	15	46	3	75	...	...	...
	Aberdeen, Land, .....	...	...	...	...	...	...	...	...	...	...	...	...	...	...	...	...	2	...	...	...	...	1	...	39	...	29	...	...	...	...
	Aberdeen, Boat, .....	...	...	...	...	...	...	...	...	...	...	1	1	...	1	...	...	32	...	...	...	...	2	...	10	...	26	2	3	...	...
	Stanley, Land, .....	...	...	...	...	...	...	...	...	...	...	...	...	...	...	...	...	37	...	...	...	...	...	...	...	36	...	28	...	...	...
Stanley, Boat, .....	...	...	...	...	...	...	...	...	...	...	...	...	...	...	...	...	...	...	...	...	...	...	...	...	...	...	...	...	...	...	...
Total, 1926, .....	...	...	...	...	...	10	...	...	33	26	1	121	30	10	179	...	587	1	5	24	237	73	228	259	504	200	1192	111	105	17	
" 1925, .....	...	...	...	...	...	3	...	...	45	41	3	91	38	57	331	...	702	2	3	56	376	74	366	293	577	253	1744	116	110	20	

Table II.—CASES OF NOTIFIABLE DISEASES RECORDED IN EACH MONTH OF THE YEAR 1926.

	January.	February.	March.	April.	May.	June.	July.	August.	September.	October.	November.	December.	Total, 1926.	Total, 1925.
Plague.....	..	..	..	..	..	..	..	..	..	..	..	..	..	..
European.....	..	..	..	..	..	..	..	..	..	..	..	..	..	..
Chinese .....	..	..	..	..	..	..	..	..	..	..	..	..	..	..
Others .....	..	..	..	..	..	..	..	..	..	..	..	..	..	..
Typhoid Fever .....	1	5	10	15	9	6	21	29	23	14	24	17	197	154
European.....	..	..	..	..	..	..	..	..	..	..	..	..	..	..
Chinese .....	1	5	10	15	9	6	21	29	23	14	24	17	197	154
Others .....	..	..	..	..	..	..	..	..	..	..	..	..	..	..
Paratyphoid Fever.....	1	1	..	..	..	..	4	1	..	..	..	..	7	9
European.....	..	..	..	..	..	..	..	..	..	..	..	..	..	..
Chinese .....	1	1	..	..	..	..	4	1	..	..	..	..	7	9
Others .....	..	..	..	..	..	..	..	..	..	..	..	..	..	..
Cholera .....	..	..	..	..	..	..	1	1	..	..	..	..	3	2
European.....	..	..	..	..	..	..	..	..	..	..	..	..	..	..
Chinese .....	..	..	..	..	..	..	1	1	..	..	..	..	3	2
Others .....	..	..	..	..	..	..	..	..	..	..	..	..	..	..
Small-Pox .....	4	2	6	14	13	4	2	..	..	..	..	..	49	66
European.....	..	..	..	..	..	..	..	..	..	..	..	..	..	..
Chinese .....	4	2	6	14	13	4	2	..	..	..	..	..	49	66
Others .....	..	..	..	..	..	..	..	..	..	..	..	..	..	..
Diphtheria .....	6	6	5	1	9	2	5	3	1	2	4	6	78	85
European.....	..	..	..	..	..	..	..	..	..	..	..	..	..	..
Chinese .....	6	6	5	1	9	2	5	3	1	2	4	6	78	85
Others .....	..	..	..	..	..	..	..	..	..	..	..	..	..	..
Puerperal Fever.....	..	1	..	1	..	..	1	2	..	..	1	..	7	5
European.....	..	..	..	..	..	..	..	..	..	..	..	..	..	..
Chinese .....	..	1	..	1	..	..	1	2	..	..	1	..	7	5
Others .....	..	..	..	..	..	..	..	..	..	..	..	..	..	..
Scarlet Fever .....	..	..	..	1	..	..	..	..	..	..	1	..	2	2
European.....	..	..	..	..	..	..	..	..	..	..	..	..	..	..
Chinese .....	..	..	..	1	..	..	..	..	..	..	1	..	2	2
Others .....	..	..	..	..	..	..	..	..	..	..	..	..	..	..
Relapsing Fever.....	..	..	..	..	..	..	..	..	..	..	..	..	..	..
European.....	..	..	..	..	..	..	..	..	..	..	..	..	..	..
Chinese .....	..	..	..	..	..	..	..	..	..	..	..	..	..	..
Others .....	..	..	..	..	..	..	..	..	..	..	..	..	..	..
Typhus Fever.....	..	..	..	..	..	..	..	..	..	..	..	..	..	..
European.....	..	..	..	..	..	..	..	..	..	..	..	..	..	..
Chinese .....	..	..	..	..	..	..	..	..	..	..	..	..	..	..
Others .....	..	..	..	..	..	..	..	..	..	..	..	..	..	..
Cerebro Spinal Fever...	2	3	1	2	1	..	1	1	..	1	1	..	14	73
European.....	..	..	..	..	..	..	..	..	..	..	..	..	..	..
Chinese .....	2	3	1	2	1	..	1	1	..	1	1	..	14	73
Others .....	..	..	..	..	..	..	..	..	..	..	..	..	..	..
Yellow Fever .....	..	..	..	..	..	..	..	..	..	..	..	..	..	..
European.....	..	..	..	..	..	..	..	..	..	..	..	..	..	..
Chinese .....	..	..	..	..	..	..	..	..	..	..	..	..	..	..
Others .....	..	..	..	..	..	..	..	..	..	..	..	..	..	..
Rabies .....	4	2	4	2	2	..	2	1	..	1	1	..	23	8
European.....	..	..	..	..	..	..	..	..	..	..	..	..	..	..
Chinese .....	4	2	4	2	2	..	2	1	..	1	1	..	23	8
Dogs .....	..	..	..	..	..	..	..	..	..	..	..	..	..	..
Total, 1926.....	28	22	29	40	40	15	43	42	25	24	24	29	375	...
Total, 1925.....	55	48	62	52	36	23	12	25	24	24	21	22	...	404



**Table IV.**

**MONTHLY DISTRIBUTION OF PLAGUE-INFECTED RATS  
DURING THE YEAR 1926.**

**CITY OF VICTORIA.**

	January.	February.	March.	April.	May.	June.	July.	August.	September.	October.	November.	December.	Total.
Mus Rattus.....	::	::	::	::	::	::	::	::	::	::	::	::	::
Mus Decumanus.....	::	::	::	::	::	::	::	::	::	::	::	::	::
Total Infected Rats.....	::	::	::	::	::	::	::	::	::	::	::	::	::
Human Cases of Plague....	Local... Import- ed,...	...	...	...	...	...	...	...	...	...	...	...	...
		...	...	...	...	...	...	...	...	...	...	...	...

**MONTHLY DISTRIBUTION OF PLAGUE-INFECTED RATS  
DURING THE YEAR 1926.**

**KOWLOON.**

	January.	February.	March.	April.	May.	June.	July.	August.	September.	October.	November.	December.	Total.
Mus Rattus, .....	::	::	::	::	::	::	::	::	::	::	::	::	::
Mus Decumanus, .....	::	::	::	::	::	::	::	::	::	::	::	::	::
Total Infected Rats.....	::	::	::	::	::	::	::	::	::	::	::	::	::
Human Cases of Plague....	Local... Import- ed,...	...	...	...	...	...	...	...	...	...	...	...	...
		...	...	...	...	...	...	...	...	...	...	...	...

The total number of Rats caught in Hong Kong ... 93,250

Do. Do. Kowloon ... 36,665

CAUSES.	BRITISH AND FOREIGN COMMUNITY.			VICTORIA.								
	Civil.	Army.		No. 1.	No. 2.	No. 3.	No. 4.	No. 5.	No. 6.	No. 7.	No. 8.	No. 9.
		Troops.	Women & children.									
1. Enteric Fever .....	2	...	...	8	9	...	2	10	5	5	4	43
2. Typhus Fever .....	...	...	...	...	...	...	...	...	...	...	...	...
3. (a) Relapsing Fever .....	...	...	...	...	...	...	...	...	...	...	...	...
(b) Malta Fever .....	...	...	...	...	...	...	...	...	...	...	...	...
4. Malaria .....	4	...	...	35	26	2	6	13	5	4	6	38
5. Small-pox:—												
(a) Vaccinated .....	...	...	...	...	...	...	...	...	...	...	...	...
(b) Not vaccinated .....	...	...	...	...	...	...	...	...	...	...	...	...
(c) Doubtful .....	1	...	...	1	2	...	2	6	...	1	...	1
6. Measles .....	...	...	...	...	...	...	...	...	...	...	...	...
7. Scarlet Fever .....	...	...	...	...	...	...	...	...	...	...	...	...
8. Whooping Cough .....	...	...	...	...	...	...	...	...	...	1	...	...
9. (a) Diphtheria .....	...	...	...	5	1	...	2	3	...	2	2	2
(b) Membranous laryngitis ...	...	...	...	...	...	...	...	...	...	...	...	...
(c) Croup .....	...	...	...	...	...	...	...	...	...	...	...	...
10. Influenza .....	5	...	...	3	1	...	1	1	1	1	1	4
11. Miliary Fever .....	...	...	...	...	...	...	...	...	...	...	...	...
12. Asiatic Cholera .....	...	...	...	...	...	...	...	...	...	...	...	...
13. Cholera Nostras .....	...	...	...	...	...	...	...	...	...	...	...	...
14. Dysentery .....	1	...	...	13	14	...	2	11	3	4	6	18
15. Plague .....	...	...	...	...	...	...	...	...	...	...	...	...
16. Yellow Fever .....	...	...	...	...	...	...	...	...	...	...	...	...
17. Leprosy .....	...	...	...	...	...	...	...	...	...	...	1	1
18. Erysipelas .....	...	...	...	...	...	...	1	...	...	...	...	...















31st day of December, 1926.

TOTAL AT THE DIFFERENT AGE PERIODS.

1 month and under 12 months.		1 year and under 5 years.		5 years and under 15 years.		15 years and under 25 years.		25 years and under 45 years.		45 years and under 60 years.		60 years and over.		Age Un-known.		GRAND TOTAL.
Non-Chinese.	Chinese.	Non-Chinese.	Chinese.	Non-Chinese.	Chinese.	Non-Chinese.	Chinese.	Non-Chinese.	Chinese.	Non-Chinese.	Chinese.	Non-Chinese.	Chinese.	Non-Chinese.	Chinese.	
4	85	4	136	1	131	3	449	2	942	..	360	2	108	...	...	2,297
...	162	1	178	...	41	4	54	10	162	..	104	...	28	...	...	747
...	4	...	2	1	10	4	122	6	415	2	176	...	28	...	...	770
...	...	...	...	...	...	...	...	...	...	...	...	...	...	...	...	...
...	5	...	44	...	15	...	5	1	5	...	3	...	...	...	...	78
1	7	1	30	1	7	...	7	1	6	...	...	...	...	...	...	61
...	16	...	19	...	6	...	4	...	3	...	...	...	...	...	...	48
...	...	...	...	...	1	...	...	...	2	...	...	...	...	...	...	3
...	...	...	...	...	3	...	...	...	...	...	...	...	...	...	...	3
...	...	...	...	...	...	...	...	...	...	...	...	...	...	...	...	...
...	...	...	...	...	...	...	1	...	...	...	...	...	...	...	...	1
...	...	...	...	...	...	...	...	1	...	...	...	...	...	...	...	1
...	22	...	64	...	72	...	11	2	23	...	6	...	...	...	...	200
...	...	...	...	...	...	...	...	...	...	...	...	...	...	...	...	...
...	...	...	...	...	...	...	...	...	...	...	...	...	...	...	...	...
1	93	...	9	...	1	...	10	1	59	1	21	...	2	...	...	237
...	...	...	...	...	...	...	...	...	...	...	1	...	...	...	...	1
...	...	...	...	...	...	...	...	...	...	...	...	...	...	...	...	...
...	...	...	...	...	...	...	...	...	...	...	1	...	...	...	...	1
...	...	...	...	...	...	...	...	1	10	...	18	...	9	...	...	38

28. (a) Tuberculous meningitis	13				25	52	7	33	47	37	30	31	63	4
(b) Phthisis														
29. (a) Acute Phthisis														
(b) Acute Miliary Tuberculosis	1				9	3	1	6	14	5	5	8	11	
30. Tuberculous meningitis	4				36	5		2	3	1		2	1	
31. (a) Abdominal Tuberculosis					2	1		1		1		1	3	
32. Tuberculosis of the Spine					1			1						
33. Tuberculosis of Joints					1				1					
34. (a) Lupus														
(b) Scrofula														
(c) Tuberculosis of other organs	1													
35. Disseminated Tuberculosis	2				37	6	1	5	7	1		6	41	
36. (a) Rickets														
(b) Osteomalacia														
37. Syphilis	3				54	9	3	3	8	4	3	1	58	
38. (a) Soft Chancre								1						
(b) Gonococcus infection														
(c) Purulent Ophthalmia														
39. Cancer and other malignant tumours of the buccal cavity									1					
40. Cancer and other malignant tumours of the stomach, liver	1				4	3		1	2	2	1	2	4	
41. Cancer and other malignant tumours of the peritoneum intestines, rectum					2				1		1	2		
42. Cancer and other malignant tumours of the female genital organs	1				1	1	1	2	1		2		1	
43. Cancer and other malignant tumours of the breast					2				1					
44. Cancer and other malignant tumours of the skin					1									
45. Cancer and other malignant tumours of other organs and of organs not specified					2									
46. (a) Angioma														
(b) Adenoma														
(c) Other tumours	2				4	2	1	1	2	1	1		6	
47. Rheumatic Fever														
48. (a) Chronic Rheumatism	1					1								
(b) Osteo-arthritis	2													1
49. Scurvy														
50. Diabetes	1				2		1	1	1					
51. Exophthalmic goitre									1					
<i>Carried forward</i>	62	1			484	283	23	141	204	110	97	128	704	

31	63	45	37	...	18	244	8	7	2	28	42	1	...	...	...	...	4	...
...	...	...	...	...	...	...	...	...	...	...	...	...	...	...	...	...	...	...
8	11	3	1	...	2	2	...	6	...	1	...	...	...	...	...	...	5	...
2	1	...	3	...	1	3	...	...	...	...	...	...	...	...	...	1	7	1
1	3	...	1	...	1	35	2	...	...	...	...	...	...	...	...	...	16	...
...	...	...	...	...	...	...	...	1	...	...	...	...	...	...	...	...	...	...
...	...	...	...	...	...	1	...	...	...	...	...	...	...	...	...	...	...	...
...	...	...	...	...	...	1	...	...	...	...	...	...	...	...	...	...	...	...
...	...	...	...	...	...	...	...	...	...	...	...	...	...	...	...	...	...	...
6	41	5	1	...	8	76	1	3	...	...	...	...	...	...	...	...	22	...
...	...	...	...	...	...	...	...	...	...	...	...	...	...	...	...	...	...	...
...	...	...	...	...	...	...	...	...	...	...	...	...	...	...	...	...	...	...
1	58	5	20	...	4	54	3	5	...	...	...	...	...	...	39	1	93	...
...	...	...	...	...	...	...	...	...	...	...	...	...	...	...	...	...	...	...
...	...	...	...	...	...	...	...	...	...	...	...	...	...	...	...	...	...	...
...	...	...	...	...	...	...	...	...	...	...	...	...	...	...	...	...	...	...
2	4	3	...	...	1	13	1	...	...	...	...	...	...	...	...	...	...	...
2	...	...	...	...	...	1	...	...	...	...	...	...	...	...	...	...	...	...
...	1	1	...	...	...	1	...	...	...	...	...	...	...	...	...	...	...	...
...	...	1	...	...	1	7	...	...	...	...	...	...	...	...	...	...	...	...
...	...	...	...	...	...	...	...	...	...	...	...	...	...	...	...	...	...	...
...	...	...	...	...	...	7	...	...	...	1	...	...	...	...	...	...	...	...
...	...	...	...	...	...	...	...	...	...	...	...	...	...	...	...	...	...	...
...	6	...	3	...	1	5	...	...	...	1	...	...	...	...	...	...	1	...
...	...	...	...	...	...	...	...	...	...	...	...	...	...	...	...	...	...	...
...	...	...	...	...	...	3	...	...	...	...	...	...	...	...	...	...	...	...
...	1	...	...	...	...	...	...	...	...	...	...	...	...	...	...	...	...	...
...	...	1	...	...	...	1	...	...	...	...	...	...	...	...	...	...	...	...
...	...	...	...	...	...	...	...	...	...	...	...	...	...	...	...	...	...	...
128	704	169	209	...	105	1,413	62	138	33	94	108	7	...	...	111	6	395	6

...	4	...	2	1	10	4	122	6	415	2	176	...	28	...	...	770
...	...	...	...	...	...	...	...	...	...	...	...	...	...	...	...	...
...	5	...	44	...	15	...	5	1	5	...	3	...	...	...	...	78
1	7	1	30	1	7	...	7	1	6	...	...	...	...	...	...	61
...	16	...	19	...	6	...	4	...	3	...	...	...	...	...	...	48
...	...	...	...	...	1	...	...	...	2	...	...	...	...	...	...	3
...	...	...	...	...	3	...	...	...	...	...	...	...	...	...	...	3
...	...	...	...	...	...	...	...	...	...	...	...	...	...	...	...	...
...	...	...	...	...	...	...	1	...	...	...	...	...	...	...	...	1
...	...	...	...	...	...	...	...	1	...	...	...	...	...	...	...	1
...	22	...	64	...	72	...	11	2	23	...	6	...	...	...	...	200
...	...	...	...	...	...	...	...	...	...	...	...	...	...	...	...	...
...	...	...	...	...	...	...	...	...	...	...	...	...	...	...	...	...
1	93	...	9	...	1	...	10	1	59	1	21	...	2	...	...	237
...	...	...	...	...	...	...	...	...	...	...	1	...	...	...	...	1
...	...	...	...	...	...	...	...	...	...	...	...	...	...	...	...	...
...	...	...	...	...	...	...	...	...	...	...	1	...	...	...	...	1
...	...	...	...	...	...	...	...	1	10	...	18	...	9	...	...	38
...	...	...	...	...	...	...	...	...	2	...	2	...	3	...	...	7
...	...	...	...	...	...	...	...	...	2	1	7	...	2	...	...	12
...	...	...	...	...	...	...	...	...	...	...	9	...	3	...	...	12
...	...	...	...	...	...	...	...	...	...	...	...	...	1	...	...	1
...	...	...	...	...	...	...	...	...	6	...	3	...	1	...	...	10
...	...	...	...	...	...	...	...	...	...	...	...	...	...	...	...	...
...	...	...	...	...	...	...	...	...	...	...	...	...	...	...	...	...
...	1	...	...	...	1	...	...	1	11	...	11	1	4	...	...	30
...	...	...	...	...	...	...	...	...	...	...	...	...	...	...	...	...
...	...	...	...	1	...	...	...	...	...	...	...	...	4	...	...	5
...	...	...	...	...	...	...	...	1	1	...	...	1	...	...	...	3
...	...	...	...	...	...	...	...	...	2	1	2	...	3	...	...	8
...	...	...	...	...	...	...	...	...	1	...	...	...	...	...	...	1
6	395	6	482	4	288	11	663	27	1,653	5	724	4	196	...	...	4,575

RETURN *shewing*

CAUSES.	BRITISH AND FOREIGN COMMUNITY.				CHI VICTORIA. HEALTH DISTRICT.								
	Civil.	Army.			No. 1.	No. 2.	No. 3.	No. 4.	No. 5.	No. 6.	No. 7.	No. 8.	No. 9.
		Troops.	Women & Children.	Camp followers.									
<i>Brought forward</i> .....	62	1	...	...	484	288	23	141	204	110	97	128	704
52. Addison's disease .....	...	...	...	...	...	...	...	...	...	...	...	...	...
53. (a) Banti's disease .....	...	...	...	...	...	...	...	...	...	...	...	...	...
(b) Lymphadenoma .....	...	...	...	...	...	...	...	...	...	...	...	...	1
54. Anæmia chlorosis .....	5	...	...	...	4	...	...	...	...	...	...	...	...
55. (a) Diabetes insipidus .....	...	...	...	...	...	...	...	...	...	...	...	...	...
(b) Purpura .....	...	...	...	...	...	...	...	...	...	...	...	...	...
(c) Hæmophilia .....	...	...	...	...	...	...	...	...	1	...	...	...	...
(d) Other General Diseases	1	...	...	...	...	...	...	...	...	...	...	...	...
56. Alcoholism .....	...	1	...	...	...	...	...	...	...	...	...	...	...
57. (a) Occupational lead poisoning .....	...	...	...	...	...	...	...	...	...	...	...	...	...
(b) Non-occupational lead poisoning .....	...	...	...	...	...	...	...	...	...	...	...	...	...
58. Other chronic poisonings (occupational) .....	...	...	...	...	...	...	...	...	...	...	...	...	...
59. Other chronic poisoning (non-occupational) .....	...	...	...	...	1	5	...	2	4	4	1	2	5
60. Encephalitis .....	...	...	...	...	...	...	...	...	...	...	...	...	...
61. (a) Cerebro-spinal Fever .....	1	...	...	...	1	...	...	1	...	2	...	...	1
(b) Simple Meningitis .....	...	...	...	...	...	...	...	...	...	...	...	...	4
(c) Meningitis (nature unspecified) .....	...	...	...	...	135	3	...	...	1	...	...	...	9
62. Locomotor Ataxy .....	...	...	...	...	...	...	...	...	...	...	...	...	...
63. Other diseases of spinal cord.	...	...	...	...	...	...	...	...	...	...	1	...	1
(a) .....	...	...	...	...	...	...	...	...	...	...	...	...	...
(b) .....	...	...	...	...	...	...	...	...	...	...	...	...	...
64. (a) Apoplexy .....	1	...	...	...	1	1	...	3	1	1	...	2	3

JRN shewing NUMBER and CAUSES of DEATHS Registered during the Year ending the 31st day of

CHINESE COMMUNITY.																			
ORIG. DISTRICT.						KOWLOON DISTRICT.		SHAUKIWAN DISTRICT.		ABERDEEN DISTRICT.		STANLEY DISTRICT.		Under 1 month.		1 month and under 12 months.		1 year.	
No. 8.	No. 9.	No. 10.	Unknown.	Peak.	Harbour	Land Population.	Boat Population.	Land Population.	Boat Population.	Land Population.	Boat Population.	Land Population.	Boat Population.	Non-Chinese.	Chinese.	Non-Chinese.	Chinese.	Non-Chinese.	
128	704	169	209	...	105	1,413	62	138	33	94	108	7	...	...	111	6	395	6	
...	...	...	...	...	...	...	...	...	...	...	...	...	...	...	...	...	...	...	...
...	...	...	...	...	...	1	...	...	...	...	...	...	...	...	...	...	1	...	...
...	1	...	...	...	...	...	...	...	...	...	...	...	...	...	...	...	...	...	...
...	...	...	...	...	...	1	...	...	...	...	...	...	...	...	...	...	...	...	...
...	...	...	...	...	...	...	...	...	...	...	...	...	...	...	...	...	...	...	...
...	...	...	...	...	...	...	...	...	...	...	...	...	...	...	...	...	...	...	...
...	...	...	...	...	...	...	...	...	...	...	...	...	...	...	...	...	...	...	...
...	...	...	...	...	...	...	...	...	...	...	...	...	...	...	...	...	...	...	...
2	5	3	25	...	1	4	...	3	...	...	...	...	...	...	...	...	...	...	...
...	...	...	...	...	...	1	...	...	...	...	...	...	...	...	...	...	...	...	...
...	1	1	1	...	1	1	...	...	...	...	...	...	...	...	...	1	...	...	...
...	4	...	...	...	...	2	...	...	...	...	...	...	...	...	...	...	3	...	...
...	9	1	...	...	...	3	...	...	...	...	...	...	...	...	1	...	66	...	...
...	...	...	...	...	...	...	...	...	...	...	...	...	...	...	...	...	...	...	...
...	1	1	...	...	...	1	...	...	...	...	...	...	...	...	...	...	...	...	...
...	...	...	...	...	...	...	...	...	...	...	...	...	...	...	...	...	...	...	...
...	...	...	...	...	...	...	...	...	...	...	...	...	...	...	...	...	...	...	...
2	3	2	...	...	...	50	1	1	...	...	...	...	...	...	...	...	2	...	...

31st day of December, 1926.

TOTAL AT THE DIFFERENT AGE PERIODS.																GRAND TOTAL.
1 month and under 12 months.		1 year and under 5 years.		5 years and under 15 years.		15 years and under 25 years.		25 years and under 45 years.		45 years and under 60 years.		60 years and over.		Age Un- known.		
Non-Chinese.	Chinese.	Non-Chinese.	Chinese.	Non-Chinese.	Chinese.	Non-Chinese.	Chinese.	Non-Chinese.	Chinese.	Non-Chinese.	Chinese.	Non-Chinese.	Chinese.	Non-Chinese.	Chinese.	
6	395	6	482	4	288	11	663	27	1,653	5	724	4	196	...	...	4,575
...	...	...	...	...	...	...	...	...	...	...	...	...	...	...	...	...
...	1	...	...	...	...	...	...	...	...	...	...	...	...	...	...	1
...	...	...	...	...	1	...	...	...	...	...	...	...	...	...	...	1
...	...	...	...	...	...	1	...	2	3	2	1	...	1	...	...	10
...	...	...	...	...	...	...	...	...	...	...	...	...	...	...	...	...
...	...	...	...	...	...	...	...	...	...	...	...	...	...	...	...	...
...	...	...	...	...	...	...	...	...	1	...	...	...	...	...	...	1
...	...	...	...	...	...	...	...	...	...	...	...	1	...	...	...	1
...	...	...	...	...	...	...	...	1	...	...	...	...	...	...	...	1
...	...	...	...	...	...	...	...	...	...	...	...	...	...	...	...	...
...	...	...	...	...	...	...	3	...	16	...	35	...	6	...	...	60
...	...	...	...	...	...	...	...	...	...	...	1	...	...	...	...	1
1	...	...	1	...	3	...	3	...	2	...	...	...	...	...	...	10
...	3	...	2	...	...	...	1	...	...	...	...	...	...	...	...	6
...	66	...	59	...	20	...	1	...	2	...	1	...	2	...	...	152
...	...	...	...	...	...	...	...	...	...	...	...	...	...	...	...	...
...	...	...	...	...	...	...	...	...	1	...	2	...	1	...	...	4
...	...	...	...	...	...	...	...	...	...	...	...	...	...	...	...	...
...	...	...	...	...	...	...	...	...	...	...	...	...	...	...	...	...
...	2	...	...	...	...	...	...	...	3	...	24	1	37	...	...	67

