

HONGKONG.

## THE HARBOUR MASTER'S REPORT FOR 1889.

*Presented to the Legislative Council, by Command of His Excellency  
the Officer Administering the Government.*

No. 106.

HARBOUR DEPARTMENT,  
HONGKONG, 8th March, 1890.

SIR,—I have the honour to forward the following Annual Returns for this Department for the year ending 31st December, 1889.

- I. Number, Tonnage and Crews of Vessels *entered*.
- II. Number, Tonnage and Crews of Vessels *cleared*.
- III. Number, Tonnage and Crews of Vessels of each Nation *entered*.
- IV. Number, Tonnage and Crews of Vessels of each Nation *cleared*.
- V. Total Number, Tonnage and Crews of Vessels *entered* at each Port.
- VI. Total Number, Tonnage and Crews of Vessels *cleared* at each Port.
- VII. Return of Junks *entered* from Macao.
- VIII. Return of Junks *cleared* for Macao.
- IX. Return of Junks *entered* at each Port from China and Formosa.
- X. Return of Junks *cleared* at each Port for China and Formosa.
- XI. Gross Total Number of Junks *entered* at each Port.
- XII. Gross Total Number of Junks *cleared* at each Port.
- XIII. Return of Junks (Local Trade) *entered*.
- XIV. Return of Junks (Local Trade) *cleared*.
- XV. Summary of *Arrivals* and *Departures* of all Vessels, and of all Chinese Passengers.
- XVI. Return of Vessels *registered*.
- XVII. Return of Vessels *struck off* the Register.
- XVIII. Amount of Fees received under Section 3 of Ordinance 8 of 1879.
- XIX. Return of Chinese Passenger Ships *cleared* by the Emigration Officer.
- XX. Return of Vessels *bringing* Chinese Passengers to Hongkong from Places out of China.
- XXI. Return of Marine cases tried.
- XXII. Diagram of Tonnage of Vessels *entered*.
- XXIII. Return of the work performed by the Government Marine Surveyor.
- XXIV. Return from Imports and Exports (Opium) Office.

## SHIPPING.

2. The Shipping Returns show 30,777 Arrivals with a tonnage of 6,371,087 tons, and 30,611 Departures of 6,301,604 tons, making a grand total of 61,388 vessels and 12,672,691 tons.

3. The following statement shows how this amount of shipping is apportioned:—

	Ships.	Tonnage.
British, .....	5,212	6,500,869
Foreign, .....	2,376	2,471,121
Junks in Foreign Trade, .....	45,568	3,417,331
	53,156	12,389,321
Junks in Local Trade, .....	8,232	283,370
	61,388	12,672,691
Grand Total, .....	61,388	12,672,691

4. Compared with 1888, there has been an increase of British tonnage amounting to 26,526 tons, and a decrease of foreign tonnage of 61,213 tons. There has also been a decrease in the Junk trade of 289,018 tons.

5. Compared with the average of the past 3 years, there is a decrease under the British flag of 416 ships and 167,053 tons, of Foreign ships, there is an increase of 53,510 tons.

6. The general trade as represented by the amount of shipping from and to the various countries does not show on the whole any very marked alteration. Cochin-China, Siam, and the Gulf of Tonquin show a falling off while the Coast of China and Formosa (in British Ships) and India and Singapore show the chief increase. There is however a considerable falling off in the Junk trade between Hongkong and Coast of China and Formosa.

7. The trade with Great Britain and Continent of Europe does not differ materially from that of 1888.

8. 3,669 steamers, 151 sailing vessels and 26,957 Junks arrived during the year, giving an average of over 84 vessels daily arriving in the Waters of the Colony. Of the steamers, over 69 per cent. were British and of these, more than 50 per cent. were "Ocean going."

#### STEAM-LAUNCHES.

9. On the 31st December, there were 101 Steam-launches in the Harbour, of these, 50 were licensed for the conveyance of passengers, 41 were privately owned, 10 were the property of the Colonial Government. There were, in addition, 6 launches, the property of the War Department.

#### EMIGRATION.

10. There has been a falling off in the number of Chinese leaving the Colony for Ports other than those in China or Japan. One cause of this falling off is said to be a reduction in the rate of wages paid to coolies in the Straits Settlements. I am inclined to the belief, however, that the principal cause is that the Coolie Brokers or "Catchers" who go into the interior to procure emigrants, are not just now as successful as they have been hitherto in securing clients. The fact of fraudulent practices on the part of these "Catchers" has become known in the interior, and the Mandarins have consequently put a check on the people, who are already rather chary of placing themselves in the hands of the "Catchers." This is not an unmixed benefit. On the one hand, the number of coolies who are cajoled into emigrating is reduced, but on the other hand, those on whom no deception is being practised are distrustful and thus deterred from going.

11. In my Annual Report for 1888 I alluded to the abuses connected with Chinese Emigration, I have since had no cause to alter the opinion which I then expressed. An abuse which I did not therein refer to was that of "impersonation" at the examination before the Emigration Officer. This is sometimes detected at the final examination on board, when the coolie, having plucked up courage, declares that he does not want to go, and it is then discovered that although he has a "contract ticket" which has been passed by the Emigration Officer, he himself has never been subject to examination. It also frequently occurs that coolies are found on board the vessel with tickets similar in all respects to those issued by the Passenger Broker, but which have not received the Emigration Officer's stamp, thus shewing that the holders of these tickets have never been examined as to their willingness to emigrate. Enquiry as to the origin of these tickets is always unsuccessful, the coolie has always received it from "a friend" who, he cannot or will not give up.

12. During 1889, direct emigration to Deli (or Medan) in Sumatra was introduced, previous to this, it used to be done through Singapore. The first ship that left here direct was the *China* with 272 emigrants. When somewhere near Singapore, there was a revolt of the coolies and the Captain was forced to take the vessel into Singapore. The reason given for the outbreak was that, the coolies were told at Hongkong that they were going to Singapore, and they did not want to go any where else. A similar incident occurred on board the S.S. *Kiel* later on in the year, and there has been one more case reported in 1890. These "outbreaks" are to my mind easily accounted for, I am of opinion that they are brought about by the Chinese Brokers at Singapore, who desire to re-establish what was to them a lucrative business, and in order to accomplish this they endeavour to bring direct emigration into disrepute. They have their emissaries on board the ship, and these succeed in stirring up the coolies to revolt by telling them that they are being deceived.

13. Whatever safeguards are adopted for the protection of the emigrating Chinese coolies, it will I think always be possible for them to be to some extent circumvented by the wily and unscrupulous Chinese Brokers. I think, however, that if the proposed system of Licensed Boarding Houses, and an Emigration Wharf is established, a severe blow will be dealt to these rascals, and I have hope that when the system is adopted, we shall hear little about *real* Emigration abuses.

#### REGISTRY OF SHIPPING.

14. During the year, six vessels of 1,694 tons were registered under the provisions of *The Merchant Shipping Act, 1854*, and seven Certificates of Registry were cancelled. Return No. XVIII shows the remainder of the work done in this Branch.

#### MARINE MAGISTRATE'S COURT.

15. Fifty-three cases were heard in this Court during the year. Refusal of duty (17), and Assault (11) were the principal offences in the case of ships, and Throwing Ballast into the Harbour (9), and Leaving without Clearance (6) in the case of Junks.

EXAMINATIONS FOR THE POST OF MASTERS, MATES AND ENGINEERS UNDER SECTION  
15 OF ORDINANCE No. 8 OF 1879.

16. The following table will shew the number of candidates examined for Certificates of Competency, distinguishing those who were successful, and those who failed:—

GRADE.	PASSED.	FAILED.
Masters, .....	25	1
First Mates, .....	29	1
Only Mates, .....	2	...
Second Mates, .....	1	1
	57	3
First Class Engineers, .....	11	...
Second Class Engineers, .....	28	3
	39	3

MARINE COURTS UNDER SECTION 13 OF ORDINANCE No. 8 OF 1879.

17. The following Courts having been held during the year:—

1. On the 5th February, 1889, a Marine Court sitting as a Court of survey to inquire into the seaworthiness or otherwise of the British Steamship *Pasig*, Official No. 58,335 of Hongkong. The vessel was found to be seaworthy.
2. On the 26th April, 1889. Inquiry as to the stranding of the British Steamship *Afghan*, Official No. 78,572 of Rochester, on N.E. Head of Lema Island, on the morning of 12th April, 1889. The Master's (THOMAS GOLDING) Certificate of Competency was returned to him.
3. On the 18th June, 1889. Inquiry respecting certain charges of misconduct brought against DAVID LONGWILL, First Mate of the British Barque *Sir William Wallace*, Official No. 53,245 of Newcastle, N.S.W., by TIMOTHY RICHARD BROWN, Master of the said ship. The First Mate's Certificate of Competency was returned to him.
4. On the 15th August, 1889. Inquiry as to the loss of the British Steamship *Altnacraig*, Official No. 84,361 of Aberdeen, on a reef off Paragua, on the morning of the 14th July, 1889. The Master's (WILLIAM BUYERS) Certificate of Competency was returned to him.
5. On the 9th September, 1889. Inquiry respecting certain charges of misconduct brought against ALEXANDER COX, First Mate of the British Barque *Mawna Loa*, Official No. 72,640 of Maitland, Nova Scotia, by LEWIS ELLIS, able seaman of the said ship. The First Mate's Certificate of Competency was suspended for two years.
6. On the 16th September, 1889. Inquiry respecting certain charges of misconduct brought against CLEMENT YOUNG, First Mate of the British Barque *Omega*, Official No. 63,881 of Shanghai, by ARTHUR VERE BROWN, Master of the said ship. The First Mate's Certificate of Competency was returned to him.
7. On the 12th November, 1889. Inquiry as to the loss of the British Barque *Hattie E. Tapley*, Official No. 83,663 of Sydney, N.S.W., on the N.E. extreme of Chek Wan in the Samoun Group, on the night of the 1st November, 1889. The Master's (ROBERT S. MALCOM) Certificate of Competency was returned to him.
8. On the 14th December, 1889. Inquiry as to the loss of the British Ship *Nylghau*, Official No. 80,617 of Yarmouth, Nova Scotia, on the Pratas Shoal, on the evening of the 25th November, 1889. The Master's (WATSON BAKER BUTLER) Certificate of Competency was returned to him.

SEAMEN.

18. 9,822 seamen were shipped and 10,069 were discharged at the Shipping Office and on board ships during the year.

19. 238 distressed seamen were received during the year. Of these, 44 were sent to United Kingdom, 21 were sent elsewhere and 173 obtained employment. \$4,390.40 were expended by the Board of Trade in the relief of these men and \$223.13 by this Colony.

MARINE SURVEYOR'S SUB-DEPARTMENT.

20. Return No. XXIII shews a continued increase in the work of this Department. 1,127 visits were made by the Government Marine Surveyor to vessels under survey.

LIGHTHOUSES.

21. The three Lighthouse Stations have been maintained as usual during the year. In May, an alteration was made in the nature of the Green Island Light, the red shades were dispensed with, and a bright light is now exhibited all round except over the Kellett's Bank. A light vessel has also been kept up on Kellett's Bank to mark the spot where eight Junks laden with stones have been sunk as an experiment with the object of finding out if the obstruction thus caused will result in a "silting up" on the Bank. I do not anticipate much result from the experiment.

22. Some little difficulty has been experienced with the Chinese Staff of the Lighthouses. After being trained to their work of watch-keeping in the lantern, they frequently find the duty too irksome and laborious, and leave, with or without permission, as most convenient to themselves. A new man has then to be obtained and his training taken in hand, and with a temperature in the lantern of 83° as it often is in the Summer nights the duty of training these men, which falls on the European Light-keeper, is a very trying one, seeing that he has his own watch to keep besides. Notwithstanding this, the lights have been efficiently maintained. I propose, however, recommending that a better class of Chinese shall in future be obtained for the posts of Light-keepers, these to receive higher rates of wages than at present, and to give security for the proper performance of their duty, and entering into an agreement to serve for a certain length of time.

#### BOKHARA ROCKS.

23. During the past year, experiments have been made by the Royal Engineers, with the object of determining the practicability or otherwise of blasting a portion of the Bokhara Rocks, so as to obtain a minimum depth over the Rocks of 5 fathoms. These experiments have shewn that without special appliances the operation cannot be successfully carried out. The matter is, however, still receiving attention.

#### GOVERNMENT GUNPOWDER DEPÔT.

24. During the year there has been stored in the Government Magazine at Stone Cutters' Island.

	No. of Cases, &c.	Approximate Weight, lbs.
Gunpowder, Privately owned, .....	18,200	449,370
"    Government owned, .....	632	63,200
Cartridges, Privately owned, .....	499	106,232
"    Government owned, .....	138	15,130
Explosive Compounds { Privately owned,.....	1,830	90,941
"    Government owned, .....	9	750
Total,.....	21,308	725,623

On the 31st December, 1889, there remained as under:—

	No. of Cases, &c.	Approximate Weight, lbs.
Gunpowder, Privately owned, .....	4,849	98,810
"    Government owned, .....	632	63,200
Cartridges, Privately owned, .....	299	35,739
"    Government owned, .....	116	17,000
Explosive Compounds { Privately owned,.....	707	36,832
"    Government owned,.....	9	750
Total,.....	6,612	252,331

25. The condition of the Magazine is not such as might be desired. For several years, white-ants have been at work in the rafters of the roof, and although their depredations have from time to time been restored the pests themselves have not been got rid of. The eastern outer wall is cracked owing apparently to the subsidence of the foundation. The wharf also is in a state bordering on the "unsafe."

The subject also of excluding the public from the precincts of the Magazine is one which, I submit, should receive consideration. At present, this is the only portion of Stone Cutters' Island where the public can land without special "Permit" and when it is considered with what care such like premises are generally guarded, the omission in this case seems to call for remark.

#### IMPORTS AND EXPORTS (OPIUM) OFFICE.

26. The Return shows that during the year the amount of opium reported was as follows:—

Imported, .....	67,429 $\frac{3}{4}$	$\frac{21}{40}$ chests.
Exported, .....	61,808 $\frac{3}{4}$	$\frac{27}{40}$ "
Through cargo reported but not landed, .....	12,306 $\frac{1}{2}$	"

19,327 Permits were issued and a daily memo. of exports was sent to the Kowloon Customs Office.

I have the honour to be,

Sir,

Your most obedient Servant,

R. MURRAY RUMSEY, Ret. Com., R.N.,  
Harbour Master, &c.

The Honourable W. M. DEANE,  
Acting Colonial Secretary,  
&c., &c., &c.

I.—NUMBER, TONNAGE, and CREWS of Vessels ENTERED at Ports in the Colony of Hongkong from each Country in the Year 1889.

COUNTRIES WHENCE ARRIVED.	BRITISH.						FOREIGN.						TOTAL.															
	WITH CARGOES.			IN BALLAST.			WITH CARGOES.			IN BALLAST.			WITH CARGOES.			IN BALLAST.												
	Vessels.	Tons.	Crews.	Vessels.	Tons.	Crews.	Vessels.	Tons.	Crews.	Vessels.	Tons.	Crews.	Vessels.	Tons.	Crews.	Vessels.	Tons.	Crews.										
Australia and New Zealand, .....	57	64,470	2,401	1	1,856	50	58	66,326	2,451	17,783	306	1	1,540	24	18	19,323	330	74	82,253	2,707	2	8,396	74	76	85,649	2,781		
British Columbia, .....	19	36,361	1,232	...	...	...	19	36,361	1,232	...	...	...	...	...	...	...	19	36,361	1,232	...	...	...	...	19	36,361	1,232		
British North Borneo, .....	11	8,385	351	...	...	...	11	8,385	351	2,204	33	...	...	...	...	...	11	8,385	351	2,204	33	...	...	11	8,385	351		
Cape of Good Hoop, .....	1,287	1,697,011	59,940	16	15,710	487	1,309	1,712,721	60,427	13,369	1,455,429	9,294	611,054	106,192	22,663	2,067	2,067	2,067	14,656	3,153	440	243,316	9,310	23,906	3,780	184	350,495	
Coast of China and Formosa, .....	52	60,325	1,844	1	1,077	25	53	61,402	1,868	76,946	2,868	1	1,071	18	88	78,617	2,401	139	187,271	4,227	2	2,148	43	141	139,419	4,370		
Cochin-China, .....	11	17,518	361	...	...	...	11	17,518	361	160,960	7,480	1	42	12	83	161,002	7,442	93	178,478	7,791	1	42	12	94	178,520	7,303		
Continent of Europe, .....	199	308,469	10,465	...	...	...	190	308,469	10,465	6	8,049	162	...	...	...	...	6	8,049	162	196	316,518	10,627	...	...	196	316,518	10,627	
Great Britain, .....	128	164,378	8,422	...	...	...	128	164,378	8,422	59	58,302	1,888	...	...	...	...	63	61,506	2,000	187	222,680	10,310	...	...	191	225,884	10,422	
India and Singapore, .....	145	229,139	9,770	1	480	14	146	229,619	9,784	218,440	7,557	...	...	...	...	...	143	218,440	7,557	288	447,579	17,327	1	480	14	289	448,059	17,341
Japan, .....	14	19,511	687	...	...	...	14	19,511	687	7,521	220	2	1,628	41	10	9,149	261	22	27,032	907	2	1,628	41	24	28,660	948		
Java and other Islands in the Indian Archipelago, .....	437	408,465	16,739	...	...	...	437	408,465	16,739	619	96,315	15,849	86	11,825	1,149	705	108,140	16,998	1,056	504,800	32,588	86	11,825	1,149	1,142	516,625	33,737	
Macao, .....	1	1,387	32	...	...	...	1	1,387	32	871	27	...	...	...	...	...	1	1,387	32	2,258	59	...	...	2	2,258	59		
Mauritius, .....	...	...	...	...	...	...	...	...	...	407	19	...	...	...	...	...	...	...	...	407	19	...	...	...	...	...	...	
North Pacific, .....	75	50,384	3,177	...	...	...	77	52,273	3,239	29,872	1,492	...	...	...	...	...	...	...	...	29,872	1,492	...	...	...	...	...	...	
Philippine Islands, .....	37	13,331	1,075	2	1,889	62	39	15,107	1,127	286	121,740	5,039	...	...	...	...	...	...	...	286	121,740	5,039	...	...	...	...	...	
Ports in Hainan and Gulf of Tonquin, .....	4	6,666	131	...	...	...	4	6,666	131	3,917	110	...	...	...	...	...	...	...	...	3,917	110	...	...	...	...	...	...	
Russia in Asia, .....	5	1,364	59	...	...	...	5	1,364	59	3,233	87	...	...	...	...	...	...	...	...	3,233	87	...	...	...	...	...	...	
Sandwich Islands, .....	88	83,741	3,210	...	...	...	88	83,741	3,210	17	14,336	447	...	...	...	...	...	...	...	17	14,336	447	...	...	...	...	...	
Siam, .....	32	72,038	2,436	...	...	...	32	72,038	2,436	54,309	2,089	...	...	...	...	...	...	...	...	54,309	2,089	...	...	...	...	...	...	
United States of America, .....	2,691	3,242,963	122,314	23	22,788	690	2,614	3,265,751	123,004	14,733	2,331,684	229,014	9,399	638,101	107,771	24,132	2,969,785	336,733	17,324	5,574,647	351,326	9,422	660,889	108,461	26,746	6,235,656	460,789	
TOTAL, .....	2,691	3,242,963	122,314	23	22,788	690	2,614	3,265,751	123,004	14,733	2,331,684	229,014	9,399	638,101	107,771	24,132	2,969,785	336,733	17,324	5,574,647	351,326	9,422	660,889	108,461	26,746	6,235,656	460,789	

II.—NUMBER, TONNAGE, and CREWS of Vessels Cleared at Ports in the Colony of Hongkong for each Country in the Year 1889.

COUNTRIES TO WHICH DEPARTED.	BRITISH.						FOREIGN.						TOTAL.														
	WITH CARGOES.			IN BALLAST.			WITH CARGOES.			IN BALLAST.			WITH CARGOES.			IN BALLAST.											
	Vessels.	Tons.	Crews.	Vessels.	Tons.	Crews.	Vessels.	Tons.	Crews.	Vessels.	Tons.	Crews.	Vessels.	Tons.	Crews.	Vessels.	Tons.	Crews.									
Australia and New Zealand, .....	27	37,190	1,558	...	...	...	...	...	...	...	...	...	...	...	...	27	37,190	1,558									
British Columbia, .....	...	...	...	...	...	...	...	...	...	...	...	...	...	...	...	...	...	...									
British North America, .....	1	495	16	...	...	...	...	...	...	...	...	...	...	...	...	1	495	16									
British North Borneo, .....	18	17,063	935	...	...	...	...	...	...	...	...	...	...	...	...	18	17,063	935									
Coast of China and Formosa, .....	1,511	1,955,915	73,034	13	11,064	371	1,524	1,968,979	72,405	62	2,399	22,404	2,068,564	288,499	7,083	397,713	75,931	23,928									
Cochin-China, .....	19	21,842	688	31	35,082	1,049	50	56,424	1,787	51	24,783	91	76,084	2,417	62	72,637	2,304	141									
Continent of Europe, .....	6	9,293	207	...	...	...	...	...	...	...	...	...	...	...	...	49	110,386	5,911									
Great Britain, .....	39	78,187	4,844	...	...	...	...	...	...	...	...	...	...	...	...	42	81,715	4,901									
India and Singapore, .....	192	283,827	10,989	...	...	...	...	...	...	...	...	...	...	...	...	282	401,816	14,738									
Japan, .....	136	225,381	9,729	...	...	...	...	...	...	...	...	...	...	...	...	327	524,675	20,249									
Java & other Islds. in the Indian Archipelago, .....	2	3,697	135	...	...	...	...	...	...	...	...	...	...	...	...	8	7,823	189									
Macao, .....	435	411,404	16,387	...	...	...	...	...	...	...	...	...	...	...	...	1,142	517,584	33,370									
North Pacific, .....	...	...	...	...	...	...	...	...	...	...	...	...	...	...	...	...	...	...									
Philippine Islands, .....	26	18,469	1,084	...	...	...	...	...	...	...	...	...	...	...	...	...	...	...									
Ports in Hainan and Gulf of Tonquin, .....	50	28,692	1,480	...	...	...	...	...	...	...	...	...	...	...	...	...	...	...									
Russia in Asia, .....	...	...	...	...	...	...	...	...	...	...	...	...	...	...	...	...	...	...									
Sandwich Islands, .....	4	1,844	56	...	...	...	...	...	...	...	...	...	...	...	...	...	...	...									
Siam, .....	21	19,669	704	...	...	...	...	...	...	...	...	...	...	...	...	...	...	...									
South America, .....	2	761	24	...	...	...	...	...	...	...	...	...	...	...	...	...	...	...									
United States of America, .....	10	11,287	178	...	...	...	...	...	...	...	...	...	...	...	...	...	...	...									
TOTAL, .....	2,499	3,124,916	121,048	99	110,202	2,952	2,598	3,235,118	134,000	16,556	2,362,860	353,497	7,256	555,807	81,219	23,812	2,918,667	333,716	19,056	5,487,776	373,545	7,555	666,009	84,171	26,410	6,163,785	457,716

III.—NUMBER, TONNAGE and CREWS of Vessels of each Nation ENTERED at Ports in the Colony of Hongkong,  
in the Year 1889.

NATIONALITY OF VESSELS.	ENTERED.								
	WITH CARGOES.			IN BALLAST.			TOTAL.		
	Vessels.	Tons.	Crews.	Vessels.	Tons.	Crews.	Vessels.	Tons.	Crews.
American, .....	54	82,488	2,587	6	6,190	105	60	88,678	2,692
Austrian, .....	12	23,630	648	...	...	...	12	23,630	648
British, .....	2,591	3,242,963	122,314	23	22,788	690	2,614	3,265,751	123,004
Chinese, .....	134	171,998	6,984	6	5,151	248	140	177,149	7,232
Chinese Junks, .....	13,589	1,124,701	181,978	9,337	592,221	106,192	22,926	1,716,922	288,170
Danish, .....	74	29,606	1,825	3	975	49	77	30,581	1,874
Dutch, .....	2	2,053	80	...	...	...	2	2,053	80
French, .....	72	138,651	8,614	1	183	18	73	138,834	8,632
German, .....	668	600,448	20,644	44	33,206	1,127	712	633,654	21,771
Hawaiian, .....	3	1,975	46	...	...	...	3	1,975	46
Italian, .....	14	20,234	739	...	...	...	14	20,234	739
Japanese, .....	66	97,474	3,205	...	...	...	66	97,474	3,205
Norwegian, .....	14	13,454	349	...	...	...	14	13,454	349
Peruvian, .....	1	245	12	...	...	...	1	245	12
Russian, .....	6	10,332	365	1	42	12	7	10,374	377
Siamese, .....	4	1,925	81	...	...	...	4	1,925	81
Spanish, .....	20	12,470	857	1	133	20	21	12,603	877
<b>TOTAL,.....</b>	<b>17,324</b>	<b>5,574,647</b>	<b>351,328</b>	<b>9,422</b>	<b>660,889</b>	<b>108,461</b>	<b>26,746</b>	<b>6,235,536</b>	<b>459,789</b>

IV.—NUMBER, TONNAGE and CREWS of Vessels of each Nation CLEARED at Ports in the Colony of Hongkong,  
in the Year 1889.

NATIONALITY OF VESSELS.	CLEARED.								
	WITH CARGOES.			IN BALLAST.			TOTAL.		
	Vessels.	Tons.	Crews.	Vessels.	Tons.	Crews.	Vessels.	Tons.	Crews.
American, .....	43	68,547	2,405	7	8,050	124	50	76,597	2,529
Austrian, .....	12	23,630	730	...	...	...	12	23,630	730
British, .....	2,499	3,124,916	121,048	99	110,202	2,952	2,598	3,235,118	124,000
Chinese, .....	132	170,886	6,644	1	392	23	133	171,278	6,667
Chinese Junks, .....	15,548	1,323,393	209,793	7,094	377,016	75,751	22,642	1,700,409	285,544
Danish, .....	71	28,115	1,646	...	...	...	71	28,115	1,646
Dutch, .....	1	1,164	56	1	889	21	2	2,053	77
French, .....	60	128,813	8,382	13	9,084	260	73	137,897	8,642
German, .....	637	565,593	20,255	67	58,798	1,822	704	624,391	22,077
Hawaiian, .....	3	1,975	43	...	...	...	3	1,975	43
Italian, .....	12	17,988	888	...	...	...	12	17,988	888
Japanese, .....	3	3,795	148	64	96,064	3,054	67	99,859	3,202
Norwegian, .....	7	6,787	177	6	4,806	120	13	11,593	297
Peruvian, .....	1	245	12	...	...	...	1	245	12
Russian, .....	5	9,250	441	1	42	10	6	9,292	451
Siamese, .....	4	1,925	82	...	...	...	4	1,925	82
Spanish, .....	17	10,754	795	2	666	34	19	11,420	829
<b>TOTAL,.....</b>	<b>19,055</b>	<b>5,487,776</b>	<b>373,545</b>	<b>7,355</b>	<b>666,009</b>	<b>84,171</b>	<b>26,410</b>	<b>6,153,785</b>	<b>457,716</b>

V.—TOTAL NUMBER, TONNAGE AND CREWS OF VESSELS ENTERED AT EACH PORT IN THE COLONY OF HONGKONG, IN THE YEAR 1889.

NAMES OF PORTS.	BRITISH.						FOREIGN.						TOTAL.											
	WITH CARGOES.			IN BALLAST.			WITH CARGOES.			IN BALLAST.			WITH CARGOES.			IN BALLAST.			TOTAL.					
	Vls.	Tons.	Crews.	Vls.	Tons.	Crews.	Vls.	Tons.	Crews.	Vls.	Tons.	Crews.	Vls.	Tons.	Crews.	Vls.	Tons.	Crews.	Vls.	Tons.	Crews.			
Aberdeen, .....	...	...	...	...	...	...	...	...	645	28,975	8,653	1,242	53,249	14,865	597	24,274	6,212	645	28,975	8,653	1,242	53,249	14,865	
Honghom, .....	...	...	...	...	...	...	...	...	815	41,400	8,096	1,069	56,124	9,941	254	14,724	1,845	815	41,400	8,096	1,069	56,124	9,941	
Shankiwán, .....	...	...	...	...	...	...	...	...	945	57,889	9,120	1,278	70,655	11,992	333	12,766	2,872	945	57,889	9,120	1,278	70,655	11,992	
Stanley, .....	...	...	...	...	...	...	...	...	103	3,224	981	436	19,649	4,800	333	16,425	3,869	103	3,224	981	436	19,649	4,800	
Victoria, .....	2,591	3,242,963	122,314	23	22,788	690	2,614	3,265,751	123,004	12,326	2,138,062	202,369	4,667	362,377	53,196	16,993	2,500,489	255,653	4,667	362,377	53,196	16,993	2,500,489	255,653
Yaumáti, .....	...	...	...	...	...	...	...	...	2,224	144,236	27,775	3,114	209,669	39,632	890	125,433	11,857	2,224	144,236	27,775	3,114	209,669	39,632	
Total, .....	2,591	3,242,963	122,314	23	22,788	690	2,614	3,265,751	123,004	14,733	2,331,634	229,014	9,399	688,101	107,771	24,132	2,969,785	326,786	9,399	688,101	107,771	24,132	2,969,785	326,786

VI.—TOTAL NUMBER, TONNAGE AND CREWS OF VESSELS CLEARED AT EACH PORT IN THE COLONY OF HONGKONG, IN THE YEAR 1889.

NAMES OF PORTS.	BRITISH.						FOREIGN.						TOTAL.											
	WITH CARGOES.			IN BALLAST.			WITH CARGOES.			IN BALLAST.			WITH CARGOES.			IN BALLAST.			TOTAL.					
	Vls.	Tons.	Crews.	Vls.	Tons.	Crews.	Vls.	Tons.	Crews.	Vls.	Tons.	Crews.	Vls.	Tons.	Crews.	Vls.	Tons.	Crews.	Vls.	Tons.	Crews.	Vls.	Tons.	Crews.
Aberdeen, .....	...	...	...	...	...	...	...	...	929	43,020	12,560	1,342	53,249	14,865	313	10,229	2,305	929	43,020	12,560	1,342	53,249	14,865	
Honghom, .....	...	...	...	...	...	...	...	...	594	24,192	6,314	1,050	53,618	9,815	456	31,426	3,501	594	24,192	6,314	1,050	53,618	9,815	
Shankiwán, .....	...	...	...	...	...	...	...	...	492	19,325	5,439	1,254	69,893	11,771	762	50,568	6,332	492	19,325	5,439	1,254	69,893	11,771	
Stanley, .....	...	...	...	...	...	...	...	...	210	7,169	2,721	436	19,649	4,800	226	12,480	2,079	210	7,169	2,721	436	19,649	4,800	
Victoria, .....	2,499	3,124,916	121,048	99	110,202	2,952	2,598	3,235,118	124,000	13,447	2,127,413	222,211	3,322	325,396	31,304	16,769	2,462,809	253,615	3,322	325,396	31,304	16,769	2,462,809	253,615
Yaumáti, .....	...	...	...	...	...	...	...	...	1,709	136,705	22,881	3,061	267,449	38,950	1,352	130,744	16,069	1,709	136,705	22,881	3,061	267,449	38,950	
Total, .....	2,499	3,124,916	121,048	99	110,202	2,952	2,598	3,235,118	124,000	16,556	2,362,860	252,497	7,256	555,807	81,219	23,812	2,918,667	336,716	7,256	555,807	81,219	23,812	2,918,667	336,716

VII.—*Total Number, Tonnage, Crews and Passengers of Junks ENTERED from Macao, during the Year ending 31st December, 1889.*

	CARGO.				BALLAST.				TOTAL.			
	Vessels.	Tons.	Crews.	Passengers.	Vessels.	Tons.	Crews.	Passengers.	Vessels.	Tons.	Crews.	Passengers.
Victoria, .....	612	93,260	15,710	289	80	8,544	1,015	20	692	101,804	16,725	309
Total,....	612	93,260	15,710	289	80	8,544	1,015	20	692	101,804	16,725	309

VIII.—*Total Number, Tonnage, Crews and Passengers of Junks CLEARED for Macao, during the Year ending 31st December, 1889.*

	CARGO.				BALLAST.				TOTAL.			
	Vessels.	Tons.	Crews.	Passengers.	Vessels.	Tons.	Crews.	Passengers.	Vessels.	Tons.	Crews.	Passengers.
Victoria, .....	657	98,397	16,195	581	46	5,400	695	1,047	703	103,797	16,890	1,628
Total,....	657	98,397	16,195	581	46	5,400	695	1,047	703	103,797	16,890	1,628

IX.—*Total Number, Tonnage, Crews and Passengers of Junks ENTERED at each Port in the Colony of Hongkong, from Ports on the Coast of China and Formosa, during the Year ending 31st December, 1889.*

	CARGO.				BALLAST.				TOTAL.			
	Vessels.	Tons.	Crews.	Passengers.	Vessels.	Tons.	Crews.	Passengers.	Vessels.	Tons.	Crews.	Passengers.
Aberdeen, ...	597	24,274	6,212	137	645	28,975	8,653	40	1,242	53,249	14,865	177
Hunghòm, ...	254	14,724	1,845	65	815	41,400	8,096	36	1,069	56,124	9,941	101
Shankiwán,...	333	12,766	2,872	62	945	57,889	9,120	119	1,278	70,655	11,992	181
Stanley, .....	333	16,425	3,869	101	103	3,224	931	18	436	19,649	4,800	119
Victoria, .....	10,570	837,819	139,613	115,781	4,525	307,953	50,602	43,299	15,095	1,145,772	190,215	159,080
Yaumáti,.....	890	125,433	11,857	102	2,224	144,236	27,775	95	3,114	269,669	39,632	197
Total,....	12,977	1,031,441	166,268	116,248	9,257	583,677	105,177	43,607	22,234	1,615,118	271,445	159,855

X.—*Total Number, Tonnage, Crews and Passengers of Junks CLEARED at each Port in the Colony of Hongkong, for Ports on the Coast of China and Formosa, during the Year ending 31st December, 1889.*

	CARGO.				BALLAST.				TOTAL.			
	Vessels.	Tons.	Crews.	Passengers.	Vessels.	Tons.	Crews.	Passengers.	Vessels.	Tons.	Crews.	Passengers.
Aberdeen, ...	313	10,229	2,305	44	929	43,020	12,560	49	1,242	53,249	14,865	93
Hunghòm, ...	456	31,426	3,501	62	594	24,192	6,314	7	1,050	55,618	9,815	69
Shankiwán,...	762	50,568	6,332	167	492	19,325	5,439	79	1,254	69,893	11,771	246
Stanley, .....	226	12,480	2,079	86	210	7,169	2,721	7	436	19,649	4,800	93
Victoria, .....	11,782	989,549	163,312	132,571	3,114	141,205	25,141	16,553	14,896	1,130,754	188,453	149,124
Yaumáti,.....	1,352	130,744	16,069	224	1,709	136,705	22,881	1,396	3,061	267,449	38,950	1,620
Total,....	14,891	1,224,996	193,598	133,154	7,048	371,616	75,056	18,091	21,939	1,596,612	268,654	151,245

XI.—Grand Total Number, Tonnage, Crews and Passengers of Junks ENTERED at each Port in the Colony of Hongkong (exclusive of Local Trade), during the Year ending 31st December, 1889.

	CARGO.				BALLAST.				TOTAL.			
	Vessels.	Tons.	Crews.	Passengers.	Vessels.	Tons.	Crews.	Passengers.	Vessels.	Tons.	Crews.	Passengers.
Aberdeen, ...	597	24,274	6,212	137	645	28,975	8,653	40	1,242	53,249	14,865	177
Hunghòm, ...	254	14,724	1,845	65	815	41,400	8,096	36	1,069	56,124	9,941	101
Shaukiwán, ...	333	12,766	2,872	62	945	57,889	9,120	119	1,278	70,655	11,992	181
Stanley, .....	333	16,425	3,869	101	103	3,224	931	18	436	19,649	4,800	119
Victoria, .....	11,182	931,079	155,323	116,070	4,605	316,497	51,617	43,319	15,787	1,247,576	206,940	159,389
Yaumáti, .....	890	125,433	11,857	102	2,224	144,236	27,775	95	3,114	269,669	39,632	197
Total, ...	13,589	1,124,701	181,978	116,537	9,337	592,221	106,192	43,627	22,926	1,716,922	288,170	160,164

XII.—Grand Total Number, Tonnage, Crews and Passengers of Junks CLEARED at each Port in the Colony of Hongkong (exclusive of Local Trade), during the Year ending 31st December, 1889.

	CARGO.				BALLAST.				TOTAL.			
	Vessels.	Tons.	Crews.	Passengers.	Vessels.	Tons.	Crews.	Passengers.	Vessels.	Tons.	Crews.	Passengers.
Aberdeen, ...	313	10,229	2,305	44	929	43,020	12,560	49	1,242	53,249	14,865	93
Hunghòm, ...	456	31,426	3,501	62	594	24,192	6,314	7	1,050	55,618	9,815	69
Shaukiwán, ...	762	50,568	6,332	167	492	19,325	5,439	79	1,254	69,893	11,771	246
Stanley, .....	226	12,480	2,079	86	210	7,169	2,721	7	436	19,649	4,800	93
Victoria, .....	12,439	1,087,946	179,507	133,152	3,160	146,605	25,836	17,600	15,599	1,234,551	205,343	150,752
Yaumáti, .....	1,352	130,744	16,069	224	1,709	136,705	22,881	1,396	3,061	267,449	38,950	1,620
Total, ...	15,548	1,323,393	209,793	133,735	7,094	377,016	75,751	19,138	22,642	1,700,409	285,544	152,873

XIII.—Return of Junks (Local Trade) ENTERED at the Port of Victoria from the Out-stations of the Island and the Villages in British Kaulung, during the Year ending 31st December, 1889.

	CARGO.				BALLAST.				TOTAL.			
	Vessels.	Tons.	Crews.	Passengers.	Vessels.	Tons.	Crews.	Passengers.	Vessels.	Tons.	Crews.	Passengers.
Victoria, .....	2,836	97,309	33,314	2,802	1,195	38,242	11,656	3,231	4,031	135,551	44,970	6,033
Total, ...	2,836	97,309	33,314	2,802	1,195	38,242	11,656	3,231	4,031	135,551	44,970	6,033

XIV.—Return of Junks (Local Trade) CLEARED from the Port of Victoria for the Out-stations of the Island and the Villages in British Kaulung, during the Year ending 31st December, 1889.

	CARGO.				BALLAST.				TOTAL.			
	Vessels.	Tons.	Crews.	Passengers.	Vessels.	Tons.	Crews.	Passengers.	Vessels.	Tons.	Crews.	Passengers.
Victoria, .....	1,725	49,441	15,472	4,701	2,476	98,378	30,887	1,185	4,201	147,819	46,359	5,886
Total, ...	1,725	49,441	15,472	4,701	2,476	98,378	30,887	1,185	4,201	147,819	46,359	5,886

## XV.—SUMMARY.

FOREIGN TRADE.	NO. OF VESSELS.	TONS.	CREWS.
British Vessels <i>entered</i> with Cargoes,.....	2,591	3,242,963	122,314
Do. <i>do.</i> in Ballast, .....	23	22,788	690
Total,.....	2,614	3,265,751	123,004
British Vessels <i>cleared</i> with Cargoes, .....	2,499	3,124,916	121,048
Do. <i>do.</i> in Ballast, .....	99	110,202	2,952
Total,.....	2,598	3,235,118	124,000
Total of <i>all</i> British Vessels <i>entered</i> and <i>cleared</i> , .....	5,212	6,500,869	247,004
Foreign Vessels <i>entered</i> with Cargoes,.....	14,733	2,331,684	229,014
Do. <i>do.</i> in Ballast, .....	9,399	638,101	107,771
Total,.....	24,132	2,969,785	336,785
Foreign Vessels <i>cleared</i> with Cargoes,.....	16,556	2,362,860	252,497
Do. <i>do.</i> in Ballast, .....	7,256	555,807	81,219
Total,.....	23,812	2,918,667	333,716
Total of <i>all</i> Foreign Vessels <i>entered</i> and <i>cleared</i> ,.....	47,944	5,888,452	670,501
Total of <i>all</i> Vessels <i>entered</i> with Cargoes, .....	17,324	5,574,647	351,328
Do. <i>do.</i> in Ballast, .....	9,422	660,889	108,461
Total of <i>all</i> Vessels <i>entered</i> , .....	26,746	6,235,536	459,789
Total of <i>all</i> Vessels <i>cleared</i> with Cargoes, .....	19,055	5,487,776	373,545
Do. <i>do.</i> in Ballast, .....	7,355	666,009	84,171
Total of <i>all</i> Vessels <i>cleared</i> , .....	26,410	6,153,785	457,716
Total of <i>all</i> Vessels <i>entered</i> and <i>cleared</i> with Cargoes,.....	36,379	11,062,423	724,873
Do. <i>do.</i> <i>do.</i> in Ballast, .....	16,777	1,326,898	192,632
Total of <i>all</i> Vessels engaged in <i>Foreign Trade only</i> , <i>entered</i> and <i>cleared</i> , ...	53,156	12,389,321	917,505
TRADE LOCAL.			
Total of <i>all</i> Vessels <i>entered</i> , .....	4,031	135,551	44,970
Do. <i>cleared</i> , .....	4,201	147,819	46,359
Total of <i>all</i> Vessels engaged in <i>Local Trade only</i> , <i>entered</i> and <i>cleared</i> , ...	8,232	283,370	91,329
Total of <i>all</i> Vessels engaged in <i>Foreign Trade only</i> , <i>entered</i> and <i>cleared</i> , .....	53,156	12,389,321	917,505
Do. <i>do.</i> in <i>Local Trade only</i> , <i>do.</i> .....	8,232	283,370	91,329
Grand Total of <i>all</i> Vessels <i>entered</i> and <i>cleared</i> , .....	61,388	12,672,691	1,008,834

## SUMMARY OF ALL CHINESE PASSENGERS.

NAMES OF PLACES.		
From Ports other than in China or Japan, .....		99,315
Do. in China and Japan, .....		581,898
Do. in Macao, .....		60,896
Do. in Villages of the Colony, .....		6,033
Total Arrivals, .....		748,142
Left for Ports other than in China or Japan, .....		47,849
Do. in China and Japan, .....		622,876
Do. in Macao, .....		58,102
Do. in Villages of the Colony, .....		5,886
Total Departures, .....		734,713
Excess of Arrivals over Departures,.....		13,429
Grand Total of Arrivals and Departures,.....		1,482,855

## XVI.—RETURN of VESSELS REGISTERED at the Port of Hongkong, during the Year 1889.

Name of Vessel.	Official Number.	Registered Tonnage.	Horse Power.	Rig.	Built of	Where built and when.	Remarks, &c.
Goodluck, str., ....	88,850	81.34	28	Schooner	Wood	Hongkong, 1888.	Since transferred to Penang.
Lady Harewood,...	60,867	381.85	...	Barque	Wood	Plymouth, County of Devon, 1868.	
Sanitwongse, str.,..	95,851	71.75	24	Schooner	Wood	Hongkong, 1889.	Since transferred to Penang.
Nagasaki, str., ....	95,852	10.29	6	None	Wood	Hongkong, 1889.	Since transferred to New Westminster, Brit. Columbia.
Samtor, str., .....	95,853	68.59	28	Schooner	Wood	Hongkong, 1889.	
Ardgay, str., .....	88,869	1,080.92	160	Schooner	Steel	Low Walker on Tyne, 1886.	

## XVII.—RETURN of REGISTRIES of VESSELS cancelled at the Port of Hongkong, during the Year 1889.

Name of Vessel.	Official Number.	Registered Tonnage.	Date of Registry.	Horse Power.	Rig.	Built of	Where built and when.	Reason of Cancellation.
Esmeralda, str.,..	70,438	395.22	1876	100	Brigantine	Iron	Aberdeen, 1874.	Sold to Foreigners at Yokohama, Japan.
Wandering Min-strel, .....	65,363	361.71	1885	...	Barque	Wood	Peterhead, 1875.	Stranded at Midway Island, North Pacific.
Carisbrooke, str,	65,463	973.07	1886	140	Schooner	Iron	Sunderland, Durham, 1873.	Sold to Foreigners at Hiogo, Japan.
Seagull, str., ....	63,876	17.37	1888	25	Schooner	Iron	Rutherglen, Scotland, 1872.	Transferred to Shanghai.
Goodluck, str.,..	88,850	81.34	1889	28	Schooner	Wood	Hongkong, 1888.	Transferred to Penang.
Sanitwongse, str.,	95,851	71.75	1889	24	Schooner	Wood	Hongkong, 1889.	Transferred to Penang.
Nagasaki, str.,...	95,852	10.29	1889	6	None	Wood	Hongkong, 1889.	Transferred to New Westminster, British Columbia.

## XVIII.—AMOUNT of FEES received under the Merchant Shipping Act, 1855, and Section III. of Ordinance No. 8 of 1879 in the Harbour Department, during the Year 1889.

Matter or Duty in respect of which Fee taken.	Number.	Fee.	Amount.	Remarks, &c.
		\$	\$	
Certifying Desertion, .....	70	1	70	
Declaration of Ownership, .....	10	2	20	
Endorsement of change of Master, .....	29	1	29	
Endorsement of change of Ownership, .....	2	2	4	
Granting Certificate of Imperial Registry,.....	6	15	90	
Inspection of Registry,.....	2	1	2	
Recording Mortgage of Ship, .....	3	5	15	
Recording Discharge of Mortgage, .....	3	5	15	
Recording Sale of Ship, .....	6	5	30	
Registering Certificate of Sale,.....	2	2	4	
	Total,.....	\$	279	

XIX.—RETURN of CHINESE PASSENGER SHIPS cleared by the Emigration Officer, Hongkong, during the Year ending the 31st day of December, 1889.

No.	DATE CLEARED.	SHIP'S NAME.	TONS.	NATIONALITY OF SHIP.	MASTER'S NAME.	WHITHER BOUND.	ADULTS.		CHILDREN.		TOTAL.
							M.	F.	M.	F.	
1	January 2	Peshawur, str.	2,158	British	L. H. Moule	Straits Settlements	210	...	...	...	210
2	" 2	Tetartos, str.	1,578	German	J. Petersen	"	366	...	...	...	366
3	" 5	Ulysses, str.	1,526	British	S. H. Butler	"	313	31	...	11	355
4	" 7	Japan, str.	1,865	"	T. S. Gardner	"	190	77	9	8	284
5	" 12	Poseidon, str.	2,510	Austrian	S. Mersa	"	542	135	13	16	706
6	" 15	Wing Sang, str.	1,517	British	d'A. de Ste. Croix	"	552	93	8	27	680
7	" 15	Bormida, str.	1,499	Italian	E. De Negri	"	312	19	...	2	333
8	" 16	Sutlej, str.	2,144	British	W. D. Worcester	"	72	...	...	...	72
9	" 18	Independent, str.	871	German	W. J. Schafer	"	262	10	1	2	275
10	" 22	Devonhurst, str.	1,164	Dutch	P. Hauthoff	"	200	24	3	2	229
11	" 23	Stentor, str.	1,307	British	S. Milligan	"	50	...	...	...	50
12	" 23	Arratoon Apear, str.	1,392	"	J. G. Olifent	"	119	13	2	3	137
13	" 25	Deuteros, str.	1,198	German	L. Iwersen	"	121	8	...	5	134
14	February 9	Camorta, str.	1,355	British	A. Fyfe	"	44	21	2	5	72
15	" 13	Maria Teresa, str.	2,011	Austrian	F. Kossovich	"	99	16	...	2	117
16	" 15	Airlie, str.	1,492	British	W. Ellis	"	43	5	2	2	52
17	" 22	Japan, str.	1,865	"	T. S. Gardner	"	393	28	4	3	428
18	" 25	Tetartos, str.	1,578	German	J. Petersen	"	710	22	4	3	739
19	" 27	Shannon, str.	2,049	British*	C. R. Edwards.	"	202	...	...	...	202
20	" 28	Menclaus, str.	1,300	"	R. Nelson	"	202	12	4	...	218
21	March 4	Kashgar, str.	1,555	"	C. Gadd	"	710	13	...	1	724
22	" 6	Wing Sang, str.	1,517	"	d'A. de Ste. Croix	"	428	67	9	9	513
23	" 7	Parthia, str.	2,035	"	F. H. Wallace	Vancouver, B.C.	65	...	5	...	70
24	" 7	Gwalior, str.	1,602	"	W. J. Nantes	Straits Settlements	195	9	2	...	206
25	" 8	Bormida, str.	1,499	Italian	E. De Negri	"	233	20	2	3	258
26	" 11	Amphitrite, str.	2,486	Austrian	L. Lemesich	"	249	14	1	3	267
27	" 11	Arratoon Apear, str.	1,392	British	J. G. Olifent	"	212	...	...	...	212
28	" 13	Pekin, str.	2,133	"	P. Harris	"	210	...	...	...	210
29	" 16	Apenrade, str.	1,476	German	J. Hohlmann	"	570	20	1	...	591
30	" 21	Glenlyon, str.	1,410	British	J. Sommer	"	231	...	...	...	231
31	" 22	China, str.	648	German	J. F. Möller	Deli in Sumatra	272	...	...	...	272
32	" 23	Oceanic, str.	2,440	British	J. Metcalfe	San Francisco	98	4	1	1	104
33	" 23	Tai Sang, str.	1,505	"	W. H. Jackson	Straits Settlements	724	71	7	8	810
34	" 27	Kaisar-i-Hind, str.	2,385	"	R. F. Briscoe	"	233	...	...	...	233
35	" 30	Benledi, str.	1,453	"	J. H. Clark	"	817	38	5	5	865
36	" 30	Almora, str.	1,719	"	A. Hay	"	564	37	7	1	609
37	April 2	Nestor, str.	1,269	"	J. S. Thompson	"	197	2	...	...	199
38	" 4	Abyssinia, str.	2,346	"	G. A. Lee	Vancouver, B.C.	147	...	3	...	150
39	" 6	Kashgar, str.	1,555	"	C. Gadd	Straits Settlements	311	12	5	1	329
40	" 9	Gaelic, str.	2,691	"	W. G. Pearne	San Francisco	25	1	...	1	27
41	" 9	Bisagno, str.	1,499	Italian	A. Toquasso	Straits Settlements	417	27	4	1	449
42	" 11	Japan, str.	1,865	British	T. S. Gardner	"	211	41	1	9	262
43	" 11	Pandora, str.	1,781	Austrian	G. Costanzo	"	175	55	9	7	246
44	" 11	Ganges, str.	2,111	British	T. J. Alderton	"	170	...	...	...	170
45	" 12	Falkenburg, str.	988	German	H. G. Weber	Deli in Sumatra	86	...	...	...	86
46	" 12	Hector, str.	1,589	British	H. Batt	Straits Settlements	106	...	...	...	106
47	" 15	Camorta, str.	1,355	"	A. Fyfe	"	292	27	5	3	327
48	" 16	City of New York, str.	1,964	American	R. R. Searle	San Francisco	30	...	...	...	30
49	" 17	Titan, str.	1,554	British	R. J. Brown	Straits Settlements	332	7	...	...	339
50	" 17	Wing Sang, str.	1,517	"	d'A. de Ste. Croix	"	629	51	10	13	703
51	" 24	Nizam, str.	1,615	"	T. F. Creery	"	156	...	...	...	156
52	" 24	Belgie, str.	2,695	"	W. H. Walker	Honolulu	203	11	1	...	215
53	" 24	China, str.	648	German	J. F. Möller	San Francisco	31	...	...	...	31
54	" 24	Independent, str.	871	"	W. J. Schafer	Deli in Sumatra	30	...	...	...	30
55	" 24	Apenrade, str.	1,476	"	J. Hohlmann	Singapore	168	1	10	1	180
56	" 25	Jacob Christensen, str.	1,108	Norwegian	H. Waage	Mauritius	654	39	7	8	708
57	" 26	Arratoon Apear, str.	1,392	British	J. G. Olifent	Straits Settlements	632	29	6	6	673
58	" 27	Batavia, str.	1,662	"	H. W. Auld	"	567	82	11	13	673
59	May 1	Palamed, str.	1,536	"	C. Jackson	Vancouver, B.C.	52	...	1	...	53
60	" 2	Moray, str.	1,411	"	W. S. Duncan	Straits Settlements	238	6	...	...	244
61	" 3	Teheran, str.	1,670	"	C. D. Sams	"	393	77	7	6	485
62	" 4	Clyde, str.	2,198	"	E. L. Parfitt	"	530	41	8	5	584
63	" 8	Bormida, str.	1,499	Italian	J. De Negri	"	141	...	...	...	141
64	" 10	Palinurus, str.	1,536	British	T. S. Jackson	"	520	53	9	12	594
65	" 11	Arabic, str.	2,788	"	W. M. Smith	"	274	17	5	3	299
66	" 14	Thibet, str.	1,071	"	C. F. Preston	San Francisco	62	...	...	...	62
67	" 15	Medea, str.	1,215	Austrian	E. Ratzmann	Straits Settlements	457	44	8	11	520
68	" 18	Peshawur, str.	2,158	British	L. H. Moule	"	372	75	8	16	471
69	" 18	City of Sydney, str.	1,966	American	D. E. Friele	"	206	...	...	...	206
70	" 20	Propontis, str.	1,387	British	G. Heasley	San Francisco	32	...	...	...	32
71	" 20	Tetartos, str.	1,578	German	J. Petersen	Straits Settlements	443	20	2	5	470
72	" 22	Japan, str.	1,865	British	T. S. Gardner	"	267	10	4	2	289
73	" 23	Parthia, str.	2,035	"	F. H. Wallace	"	310	86	12	15	429
74	" 31	Wing Sang, str.	1,517	"	d'A. de Ste. Croix	Vancouver, B.C.	117	...	1	...	118
75	June 1	Agamemnon, str.	1,523	"	J. Wilding	Straits Settlements	637	121	21	22	861
76	" 5	Canorta, str.	1,355	"	A. Fyfe	"	293	18	5	1	317
77	" 6	Bisagno, str.	1,499	Italian	G. A. Valle	"	172	24	3	2	201
78	" 6	Port Fairy, str.	1,645	British	J. Clark	"	177	44	2	13	236
79	" 8	Apenrade, str.	1,476	German	J. Hohlmann	Vancouver, B.C.	49	...	2	...	51
80	" 11	Arratoon Apear, str.	1,392	British	J. G. Olifent	Straits Settlements	171	9	...	...	180
81	" 14	Gaelic, str.	2,691	"	W. G. Pearne	"	326	76	5	8	415
82	" 18	Moray, str.	1,411	"	W. S. Duncan	San Francisco	67	3	...	1	71
83	" 20	Abyssinia, str.	2,346	"	G. A. Lee	Straits Settlements	655	82	4	5	746
84	" 22	City of New York, str.	1,964	American	R. R. Searle	Vancouver, B.C.	82	...	...	...	82
85	" 22	Elektra, str.	2,005	Austrian	A. Lussich	San Francisco	18	3	...	...	21
86	" 24	Khiva, str.	1,452	British	E. Crewe	Straits Settlements	318	6	10	14	402
						"	495	50	11	6	562
		Carried forward,.....	144,064			Carried forward,.....	24,281	2,117	292	334	27,024

## RETURN of CHINESE PASSENGER SHIPS cleared by the Emigration Officer, Hongkong,—(Continued).

No.	DATE CLEARED.		SHIP'S NAME.	TONS.	NATION-ALITY OF SHIP.	MASTER'S NAME.	WHITHER BOUND.	ADULTS.		CHILDREN.		TOTAL.
								M.	F.	M.	F.	
			<i>Brought forward,</i> .....	144,064			<i>Brought forward,</i>	24,281	2,117	292	334	27,024
87	June	25	Goalpara, str. ....	1,355	British	E. C. Russell	Straits Settlements	247	18	5	1	271
88	"	28	Tetartos, str. ....	1,578	German	J. Petersen	"	421	47	5	9	482
89	"	29	Belgie, str. ....	2,695	British	W. H. Walker	San Francisco	34	8	2	...	44
90	July	1	Kashgar, str. ....	1,555	"	C. Gadd	Straits Settlements	164	19	2	3	188
91	"	2	Japan, str. ....	1,865	"	G. B. Pallett	"	266	71	5	11	353
92	"	4	Batavia, str. ....	1,662	"	J. C. Williamson	Vancouver, B.C.	64	...	...	...	64
93	"	4	Bormida, str. ....	1,499	Italian	E. De Negri	Straits Settlements	25	49	7	8	349
94	"	8	Glenfruin, str. ....	1,936	British	E. Norman	"	218	23	1	4	246
95	"	9	City of Peking, str. ....	3,129	American	J. M. Cavarley	San Francisco	98	5	1	2	106
96	"	10	Berenice, str. ....	1,707	Austrian	A. Trobitz	Straits Settlements	207	75	11	15	308
97	"	13	Deuteros, str. ....	1,198	German	L. Iwersen	"	177	16	3	1	197
98	"	13	Wing Sang, str. ....	1,517	British	d'A. de Ste. Croix	"	391	35	4	7	497
99	"	16	Arabic, str. ....	2,788	"	W. M. Smith	San Francisco	50	7	1	2	60
100	"	18	Port Augusta, str. ....	1,856	"	H. E. Draper	Vancouver, B.C.	70	...	...	...	70
101	"	20	Deucalion, str. ....	1,374	"	W. Asquith	Straits Settlements	92	15	3	1	111
102	"	20	Camorta, str. ....	1,355	"	A. Fyfe	"	132	20	4	1	157
103	"	20	Flintshire, str. ....	1,017	"	C. J. C. Habekost	"	123	6	2	...	131
104	"	22	Glauco, str. ....	1,381	"	W. J. Hannah	London	88	...	...	...	88
105	"	24	Arratoon Apear, str. ....	1,392	"	J. G. Olifent	Straits Settlements	125	72	5	5	207
106	"	25	City of Sydney, str. ....	1,966	American	D. E. Friele	San Francisco	60	9	...	1	70
107	"	25	Teheran, str. ....	1,670	British	C. D. Sams	Straits Settlements	243	27	8	4	282
108	August	1	Parthia, str. ....	2,035	"	F. H. Wallace	Vancouver, B.C.	81	...	...	...	81
109	"	1	Dresden, str. ....	3,110	German	W. Schuckmann	Straits Settlements	73	...	...	...	73
110	"	2	Moray, str. ....	1,411	British	W. S. Duncan	"	275	72	9	8	364
111	"	3	Oceanic, str. ....	2,440	"	C. H. Kempson	San Francisco	46	17	1	3	67
112	"	8	Bisagno, str. ....	1,499	Italian	G. F. Valle	Straits Settlements	116	10	1	1	128
113	"	8	Menelaus, str. ....	1,300	British	R. Nelson	"	127	24	6	5	162
114	"	10	Orion, str. ....	1,833	Austrian	B. Vidos	"	201	45	6	4	256
115	"	13	City of Rio de Janeiro, str. ....	2,275	American	W. Ward	San Francisco	44	16	...	4	64
116	"	14	Japan, str. ....	1,865	British	T. S. Gardner	Straits Settlements	192	39	3	1	235
117	"	15	Port Fairy, str. ....	1,645	"	J. Clark	Vancouver, B.C.	63	...	...	...	63
118	"	20	Thibet, str. ....	1,671	"	C. F. Preston	Straits Settlements	213	65	5	6	289
119	"	20	Goalpara, str. ....	1,355	"	E. C. Russell	"	202	10	5	...	217
120	"	26	Gaelic, str. ....	2,691	"	W. G. Pearne	San Francisco	109	23	...	4	136
121	"	28	Wing Sang, str. ....	1,517	"	d'A. de Ste. Croix	Straits Settlements	614	96	10	8	728
122	"	29	Abyssinia, str. ....	2,346	"	G. A. Lee	Vancouver, B.C.	74	...	1	...	75
123	"	29	Telamon, str. ....	1,555	"	M. H. F. Jackson	Straits Settlements	352	58	6	4	420
124	Sept.	6	Bormida, str. ....	1,499	Italian	E. De Negri	"	373	58	2	9	442
125	"	6	Arratoon Apear, str. ....	1,392	British	J. G. Olifent	"	434	52	9	8	503
126	"	10	Melpomene, str. ....	1,943	Austrian	E. Perini	"	244	27	2	1	274
127	"	11	Belgie, str. ....	2,695	British	W. H. Walker	San Francisco	145	14	1	1	161
128	"	12	Batavia, str. ....	1,662	"	J. C. Williamson	Vancouver, B.C.	37	...	...	...	37
129	"	12	Gwalior, str. ....	1,602	"	W. J. Nantes	Straits Settlements	140	13	4	1	167
130	"	18	Moray, str. ....	1,411	"	W. S. Duncan	"	295	50	4	12	361
131	"	19	City of Peking, str. ....	3,129	American	J. M. Cavarley	Honolulu	83	17	4	4	141
132	"	19	Nestor, str. ....	1,269	British	W. Elder	San Francisco	25	8	...	...	312
133	"	21	Nizam, str. ....	1,615	"	T. F. Creery	Straits Settlements	293	19	...	...	208
134	"	23	Camorta, str. ....	1,355	"	A. Fyfe	"	186	17	3	2	283
135	"	27	Port Augusta, str. ....	1,856	"	J. Hogg	"	266	16	...	1	283
136	"	28	Arabic, str. ....	2,788	"	W. M. Smith	Vancouver, B.C.	65	...	...	...	65
137	October	1	Japan, str. ....	1,865	"	T. S. Gardner	San Francisco	50	20	5	5	80
138	"	7	Cyclops, str. ....	1,403	"	H. Nish	Straits Settlements	456	61	4	8	529
139	"	8	Bisagno, str. ....	1,499	Italian	G. F. Valle	"	274	26	2	1	303
140	"	8	Amigo, str. ....	771	German	J. A. Bruhn	"	326	10	4	1	341
141	"	10	Maria Teresa, str. ....	2,011	Austrian	R. Depens	Singapore	56	5	...	...	224
142	"	11	Parthia, str. ....	2,035	British	F. W. Wallace	Mauritius	156	...	7	...	226
143	"	11	City of Sydney, str. ....	1,966	American	F. W. Wallace	Straits Settlements	171	45	5	5	226
144	"	12	Fidelio, str. ....	853	German	D. E. Friele	Vancouver, B.C.	46	...	1	...	47
145	"	17	Wing Sang, str. ....	1,517	British	H. Broersen	San Francisco	43	6	1	1	51
146	"	18	Oceanic, str. ....	2,440	"	d'A. de Ste. Croix	Medan in Deli, S.	105	...	...	...	105
147	"	19	Khiva, str. ....	1,452	"	C. H. Kempson	Straits Settlements	505	75	8	7	595
148	"	21	Arratoon Apear, str. ....	1,392	"	E. Crewe	San Francisco	76	9	...	3	88
149	"	23	Peshawur, str. ....	2,158	"	J. G. Olifent	Straits Settlements	216	22	3	...	241
150	"	23	Diamond, str. ....	1,030	"	L. H. Moule	"	229	23	4	4	260
151	"	30	Port Fairy, str. ....	1,645	"	J. T. Wilson	"	149	...	...	...	149
152	Nov.	2	Kashgar, str. ....	1,555	"	J. Clark	"	75	5	2	...	82
153	"	5	Kong Beng, str. ....	862	"	W. L. Brown	"	502	31	7	4	544
154	"	6	Gaelic, str. ....	2,691	"	R. Jones	"	145	21	6	2	174
155	"	6	Bormida, str. ....	1,499	Italian	W. G. Pearne	Bangkok	147	...	...	...	147
156	"	8	Camorta, str. ....	1,355	British	E. De Negri	San Francisco	46	7	1	3	57
157	"	9	Melpomene, str. ....	1,943	Austrian	A. Fyfe	Straits Settlements	254	40	6	3	303
158	"	9	Moray, str. ....	1,411	British	E. Perini	"	89	9	4	5	107
159	"	11	Fidelio, str. ....	853	German	W. S. Duncan	"	89	25	5	1	120
160	"	14	China, str. ....	2,401	British	H. Broersen	"	146	59	3	3	211
161	"	15	Japan, str. ....	1,865	"	W. B. Seabury	Medan in Deli, S.	272	...	...	...	272
162	"	20	Coromandel, str. ....	2,383	"	T. S. Gardner	San Francisco	24	7	...	...	31
163	"	22	Agamemnon, str. ....	1,523	"	J. Reeves	Straits Settlements	291	84	7	7	389
164	"	23	Belgie, str. ....	2,695	"	J. Wilding	"	75	...	...	...	75
165	"	23	Velox, str. ....	753	German	W. H. Walker	"	255	22	6	...	283
166	"	29	Choyang, str. ....	1,194	British	H. Johanness	San Francisco	46	3	...	3	52
167	"	30	Wing Sang, str. ....	1,517	"	W. E. Sawyer	Medan in Deli, S.	214	...	...	...	214
168	Dec.	4	Kaisar-i-Hind, str. ....	2,385	"	d'A. de Ste. Croix	Straits Settlements	70	8	1	2	81
169	"	4	Telemachus, str. ....	1,421	"	G. W. Atkinson	"	324	73	7	7	411
170	"	4	Kiel, str. ....	851	German	H. Jones	"	46	...	...	...	46
171	"	6	Bisagno, str. ....	1,499	Italian	M. H. Krutzfeldt	"	142	...	...	...	142
172	"	7	Gwalior, str. ....	1,602	British	G. F. Valle	Medan in Deli, S.	272	...	...	...	272
173	"	10	City of Peking, str. ....	3,129	American	W. J. Nantes	Straits Settlements	248	31	3	4	286
174	"	10	Elektra, str. ....	2,095	Austrian	J. M. Cavarley	"	91	12	1	1	105
			<i>Carried forward,</i> .....	298,842		A. Lussich	San Francisco	66	5	2	1	74
							Straits Settlements	166	37	5	3	211
							<i>Carried forward,</i> .....	40,166	4,186	553	580	45,485

## RETURN OF CHINESE PASSENGER SHIPS cleared by the Emigration Officer, Hongkong,—(Continued).

No.	DATE CLEARED.	SHIP'S NAME.	TONS.	NATION- ALITY OF SHIP.	MASTER'S NAME.	WHITHER BOUND.	ADULTS.		CHILDREN.		TOTAL.
							M.	F.	M.	F.	
		<i>Brought forward</i> ,.....	298,842			<i>Brought forward</i> .	40,166	4,186	559	589	45,485
175	Dec. 11	Patroclus, str. ....	1,386	British	J. Pulford	Straits Settlements	130	...	...	...	130
176	" 12	Arratoon Apear, str. ....	1,392	"	J. G. Olifent	"	140	58	5	4	207
177	" 13	Ashington, str. ....	809	German	C. Zindel	Medan in Deli, S.	211	...	...	...	211
178	" 14	Parthia, str. ....	2,035	British	F. W. Wallace	Vancouver, B.C.	68	...	...	...	68
179	" 16	Port Augusta, str. ....	1,856	"	J. Hogg	Straits Settlements	302	17	5	1	325
180	" 23	Khiva, str. ....	1,452	"	E. Crewe	"	209	27	3	2	241
181	" 23	Moray, str. ....	1,411	"	W. S. Duncan	"	250	56	9	1	316
182	" 23	Velox, str. ....	753	German	H. Johannsen	Medan in Deli, S.	165	...	...	...	165
183	" 28	Oceanic, str. ....	2,440	British	W. M. Smith	San Francisco	78	16	1	3	98
184	" 31	Deucalion str. ....	1,374	"	W. Asquith	Straits Settlements	160	41	5	4	210
185	" 31	Japan, str. ....	1,865	"	T. S. Gardner	"	318	62	8	5	393
TOTAL TONS, .....			315,615	TOTAL PASSENGERS, .....			42,197	4,463	589	600	47,849

## SUMMARY.

To Bangkok, Siam, .....	147	...	...	...	147
" Honolulu, Sandwich Islands, .....	286	28	5	4	323
" London, .....	88	...	...	...	88
" Mauritius, .....	324	1	17	1	343
" Medan in Deli, Sumatra, .....	1,627	...	...	...	1,627
" San Francisco, U.S.A., .....	1,403	191	17	39	1,650
" Straits Settlements, .....	37,242	4,243	536	556	42,577
" Vancouver, British Columbia, .....	1,080	...	14	...	1,094
TOTAL PASSENGERS, .....	42,197	4,463	589	600	47,849

XX.—RETURN of VESSELS bringing CHINESE PASSENGERS to the Port of Victoria, Hongkong, from Places out of the Chinese Empire, during the Year ending the 31st day of December, 1889.

No.	DATE ARRIVED.	SHIP'S NAME.	TONS.	NATIONALITY OF SHIP.	MASTER'S NAME.	WHERE FROM.	ADULTS.		CHILDREN.		TOTAL.
							M.	F.	M.	F.	
1	January 2	Japan, str.	1,865	British	Gardner	Straits Settlements	511	18	2	...	531
2	" 2	Glucksburg, str.	816	German	Schultz	"	480	...	...	...	480
3	" 4	Bormida, str.	1,499	Italian	De Negri	"	157	...	...	...	157
4	" 4	Thibet, str.	1,671	British	Case	"	62	...	...	...	62
5	" 4	Stentor, str.	1,307	"	Milligan	"	150	...	...	...	150
6	" 4	Glenavon, str.	1,936	"	Jacobs	"	144	...	...	...	144
7	" 5	Albany, str.	1,489	"	Porter	Vancouver, B.C.	110	...	...	...	110
8	" 7	Phra Chom Klao, str.	1,012	"	Watton	Bangkok	63	...	...	...	63
9	" 7	Benlawers, str.	1,518	"	Webster	Straits Settlements	248	...	...	...	248
10	" 8	Namkiang, str.	999	"	McKechine	"	518	...	...	...	518
11	" 8	Poseidon, str.	2,510	Austrian	Mersa	"	197	...	...	...	197
12	" 9	Wing Sang, str.	1,517	British	Ste. Croix	"	355	...	...	...	355
13	" 9	Bengal, str.	2,377	"	Barnett	"	160	...	...	...	160
14	" 9	City of Rio de Janeiro, str.	2,275	American	Ward	San Francisco	264	4	2	2	272
15	" 10	Phra Chula Chom Klao, s.	1,012	British	Benson	Bangkok	65	...	...	...	65
16	" 11	Diamond, str.	1,030	"	Gordon	Straits Settlements	427	...	...	...	427
17	" 12	Hesperia, str.	1,136	German	Madsen	"	100	...	...	...	100
18	" 12	Tsinan, str.	1,460	British	Allison	Port Darwin Townsville Brisbane Sydney Melbourne	59 26 17 93 85	...	...	...	280
19	" 14	Propontis, str.	1,387	"	Heasley	Straits Settlements	302	4	4	...	310
20	" 15	Glaucois, str.	1,382	"	Hannah	"	274	...	...	...	274
21	" 16	Gaelic, str.	2,691	"	Pearne	San Francisco	245	9	1	...	255
22	" 17	Aglaia, str.	1,666	German	Christiansen	Straits Settlements	247	11	7	5	270
23	" 17	Arratoon Apcar, str.	1,392	British	Olifent	"	613	21	4	...	638
24	" 17	Kashgar, str.	1,555	"	Gadd	"	175	...	...	...	175
25	" 17	Patroclus, str.	1,386	"	Pulford	"	45	...	...	...	45
26	" 19	Almora, str.	1,719	"	Hay	"	54	...	...	...	54
27	" 21	Escort, str.	637	American	Waterhouse	Honolulu	109	...	...	...	109
28	" 21	Picciola, str.	875	German	Nissen	Straits Settlements	130	...	...	...	130
29	" 21	Peninsular, str.	2,712	British	Wyatt	"	114	...	...	...	114
30	" 21	Glenroy, str.	1,411	"	Webster	"	280	...	...	...	280
31	" 21	Moyune, str.	1,714	"	Hogg	"	260	...	...	...	260
32	" 21	Mongkut, str.	859	"	Anderson	Bangkok	250	5	4	5	264
33	" 22	Catterthun, str.	1,406	"	Darke	Port Darwin Cooktown Cairns Townsville Rockhampton Sydney Melbourne	25 8 12 6 39 21 31	...	...	...	142
34	" 23	Deucalion, str.	1,374	"	Asquith	Straits Settlements	427	...	...	...	427
35	" 24	Ratavia, str.	1,662	"	Auld	Vancouver, B.C.	56	...	...	...	56
36	" 25	Falkenburg, str.	988	German	Weber	Straits Settlements	140	...	...	...	140
37	" 26	Devawongse, str.	1,057	British	Loff	Bangkok	63	...	...	...	63
38	" 28	Brunschweig, str.	2,150	German	Rodeker	Straits Settlements	239	14	3	3	259
39	" 28	Jason, str.	1,412	British	Milligan	"	70	...	...	...	70
40	" 29	Decima, str.	965	German	Breilung	"	77	...	...	...	77
41	" 30	Tai Sang, str.	1,505	British	Jackson	"	350	...	...	...	350
42	" 30	City of New York, str.	1,964	American	Searle	San Francisco	149	4	5	2	160
43	Feb. 1	Belgic, str.	2,695	British	Walker	"	68	1	3	...	72
44	" 1	Bisagno, str.	1,499	Italian	Toquasso	Straits Settlements	200	...	...	...	200
45	" 2	Gwalior, str.	1,629	British	Nantes	"	196	...	...	...	196
46	" 2	Dardanus, str.	1,536	"	Purdy	"	150	...	...	...	150
47	" 4	Oanfa, str.	1,970	"	Thomson	"	80	...	...	...	80
48	" 4	Pakshan, str.	835	"	Young	"	264	...	...	...	264
49	" 6	Airlie, str.	1,492	"	Ellis	Sydney Melbourne Port Darwin Cooktown Townsville	17 19 4 3 7	...	...	...	36
50	" 8	Changsha, str.	1,463	"	Williams	Brisbane Sydney Melbourne	13 13 19	...	...	...	59
51	" 11	Maria Teresa, str.	2,011	Austrian	Kessovich	Straits Settlements	204	...	...	...	204
52	" 11	Menelaus, str.	1,300	British	Nelson	"	81	...	...	...	81
53	" 13	Antenor, str.	1,376	"	Grier	"	140	...	...	...	140
54	" 15	City of Peking, str.	3,129	American	Cavarley	San Francisco	46	...	...	...	46
55	" 16	Khiva, str.	1,452	British	Crewe	Straits Settlements	147	...	...	...	147
56	" 18	Highfield, str.	1,665	"	Simpson	"	132	...	...	...	132
57	" 18	Japan, str.	1,865	"	Gardner	"	562	13	...	...	575
58	" 19	Prometheus, str.	1,537	"	Webster	"	250	...	...	...	250
59	" 19	Diamond, str.	1,030	"	Gordon	"	630	...	...	...	630
60	" 20	Benledi, str.	1,498	"	Clark	"	300	...	...	...	300
61	" 20	Pekin, str.	2,134	"	Harris	"	40	...	...	...	40
62	" 21	Arabic, str.	2,788	"	Smith	San Francisco	69	3	...	...	72
63	" 21	Mongkut, str.	859	"	Anderson	Bangkok	45	...	...	...	45
64	" 22	Sachsen, str.	2,874	German	Goessel	Straits Settlements	324	4	2	2	332
65	" 22	Electra, str.	1,162	"	Möller	"	120	...	...	...	120
66	" 25	Devawongse, str.	1,057	British	Loff	Bangkok	67	...	...	...	67
67	" 25	Glucksburg, str.	916	German	Schultz	Straits Settlements	469	...	...	...	469
68	" 26	Glengarry, str.	1,956	British	Gedye	"	642	6	2	...	650
69	" 27	Taichow, str.	862	"	Morris	"	211	...	...	...	211
70	" 27	Wing Sang, str.	1,517	"	Ste. Croix	"	475	20	3	2	500
71	" 28	Chow Fa, str.	1,055	"	Phillips	Bangkok	46	...	...	...	46
72	March 2	Flintshire, str.	1,871	"	Dwyer	Straits Settlements	227	12	8	4	251
73	" 4	Bormida, str.	1,499	Italian	De Negri	"	257	12	3	...	272
74	" 4	Glenfinlas, str.	1,409	British	Jones	"	240	7	...	...	247
Carried forward.....			115,234			Carried forward.....	15,879	168	53	25	16,125

## RETURN of VESSELS bringing CHINESE PASSENGERS to the Port of Victoria, Hongkong,—(Continued).

No.	DATE ARRIVED.	SHIP'S NAME.	TONS.	NATIONALITY OF SHIP.	MASTER'S NAME.	WHERE FROM.	ADULTS.		CHILDREN.		TOTAL.
							M.	F.	M.	F.	
		<i>Brought forward.....</i>	115,234			<i>Brought forward...</i>	15,879	168	53	25	16,125
75	March 4	Chingtu, str. ....	1,459	British	Hunt	Port Darwin Townsville Brisbane Sydney Melbourne	4 4 4 10 4	...	...	...	27
76	" 5	Cheang Chew, str. ....	1,213	"	Webb	Straits Settlements	516	6	2	29	553
77	" 6	Telamon, str. ....	1,555	"	Jackson	"	236	4	2	...	242
78	" 7	Hector, str. ....	1,590	"	Batt	"	95	11	2	...	108
79	" 7	Amphitrite, str. ....	2,486	Austrian	Lemisich	"	71	...	...	...	71
80	" 7	Frigga, str. ....	1,400	German	Nagel	"	227	8	9	...	244
81	" 7	Arratoon Apar, str. ....	1,392	British	Olifent	"	499	20	10	11	540
82	" 7	City of Sydney, str. ....	1,966	American	Friele	San Francisco	56	1	...	3	60
83	" 11	Phra Chom Klao, str. ....	1,012	British	Watton	Bangkok Port Darwin Cooktown	100 1 8	...	...	...	100
84	" 11	Guthrie, str. ....	1,494	"	Craig	Rockhampton Sydney Adelaide	10 28 4	...	...	...	51
85	" 12	Moray, str. ....	1,411	"	Duncan	Straits Settlements	140	10	...	...	150
86	" 12	Deccan, str. ....	2,022	"	Cole	"	118	...	...	...	118
87	" 13	Tai Sang, str. ....	1,505	"	Jackson	"	562	7	3	2	574
88	" 13	Oceanic, str. ....	2,440	"	Metcalf	San Francisco	84	4	...	1	89
89	" 14	Phra Chula Chom Klao, s.	1,012	"	Benson	Bangkok	62	...	...	...	62
90	" 15	Titan, str. ....	1,554	"	Brown	Straits Settlements	345	10	3	2	360
91	" 15	Benarty, str. ....	1,111	"	Boutillier	"	153	3	3	1	160
92	" 16	Glengyle, str. ....	2,244	"	Gasson	"	285	7	8	...	300
93	" 18	Memnon, str. ....	825	"	Dorff	"	66	6	...	...	72
94	" 18	Ningchow, str. ....	1,735	"	Durbin	"	125	10	8	7	150
95	" 19	Abyssinia, str. ....	2,346	"	Lee	Vancouver, B.C.	34	1	...	...	35
96	" 21	Glamorganshire, str. ....	1,843	"	Davies	Straits Settlements	310	4	4	2	320
97	" 22	Preussen, str. ....	2,880	German	Pohle	"	245	2	2	...	249
98	" 23	Independent, str. ....	871	"	Schafer	"	110	3	1	...	114
99	" 23	Picciola, str. ....	875	"	Nissen	"	300	...	...	...	300
100	" 25	Flintshire, str. ....	1,017	British	Habekost	"	336	20	...	...	356
101	" 25	Lydia, str. ....	1,170	German	Petersen	"	152	5	...	...	157
102	" 25	Bellerophon, str. ....	1,356	British	Guthrie	"	224	17	3	...	244
103	" 25	Mongkut, str. ....	859	"	Anderson	Bangkok	120	...	...	...	120
104	" 25	City of Rio de Janeiro, str.	2,275	American	Ward	San Francisco	56	3	...	...	57
105	" 26	Teheran, str. ....	1,670	British	Sams	Straits Settlements	208	...	...	...	208
106	" 27	Devawongse, str. ....	1,057	"	Loff	Bangkok	66	...	...	...	66
107	" 28	Cyclops, str. ....	1,363	"	Nist	Straits Settlements	272	20	4	...	296
108	" 30	Chow Fa, str. ....	1,055	"	Phillips	Bangkok	52	...	...	...	52
109	April 1	Kaisow, str. ....	1,934	"	Castle	Straits Settlements	484	8	4	4	500
110	" 1	Bisagno, str. ....	1,499	Italian	Toquasso	"	290	12	8	...	310
111	" 1	Diamond, str. ....	1,030	British	Gordon	"	642	21	8	10	681
112	" 1	Gaelic, str. ....	2,691	"	Pearne	San Francisco	237	10	12	7	266
113	" 2	Nizam, str. ....	1,615	"	Creery	Straits Settlements	32	...	...	...	32
114	" 3	Japan, str. ....	1,865	"	Gardner	"	422	54	18	...	494
115	" 5	Laertes, str. ....	1,351	"	Scale	"	185	5	...	...	190
116	" 6	Palinurus, str. ....	1,536	"	Jackson	"	91	5	4	4	104
117	" 8	Camorta, str. ....	1,355	"	Fyfe	"	64	1	1	...	66
118	" 8	Niole, str. ....	1,666	German	Pfaff	"	99	1	...	...	100
119	" 8	Pandora, str. ....	1,781	Austrian	Costanzo	"	167	25	10	15	217
120	" 8	Chowchowfoo, str. ....	796	German	Wendt	Medan in Deli, Sumatra	45	...	...	...	45
121	" 9	Glenshiel, str. ....	2,240	British	Donaldson	Straits Settlements	184	17	4	4	209
122	" 9	Namchow, str. ....	1,109	"	Wilkins	"	308	7	...	...	315
123	" 10	Mogul, str. ....	1,827	"	Johnson	"	40	...	...	...	40
124	" 10	Thibet, str. ....	1,671	"	Preston	"	67	5	4	...	76
125	" 10	Phra Chula Chom Klao, s.	1,012	"	Benson	Bangkok	102	...	...	...	102
126	" 11	Palamed, str. ....	1,489	"	Jackson	Straits Settlements	101	4	...	...	105
127	" 12	Wing Sang, str. ....	1,517	"	Ste. Croix	"	307	54	12	12	385
128	" 13	City of New York, str. ....	1,964	American	Searle	San Francisco Port Darwin Thursday Island Cooktown Townsville Brisbane Sydney Melbourne Adelaide	49 27 2 7 19 18 73 27 2	44 ...	...	4	97
129	" 15	Catterthun, str. ....	1,406	British	Darke	Honolulu Straits Settlements	43 342	12	5	4	43
130	" 16	Kalakaua	382	Hawaiian	Duncan	"	55	5	...	...	60
131	" 16	Benalder, str. ....	1,288	British	Thomson	"	250	20	18	7	293
132	" 17	Goalpara, str. ....	1,355	"	Russell	"	187	5	4	4	200
133	" 18	Bayern, str. ....	2,877	German	Mergell	"	133	4	1	...	138
134	" 18	Breconshire, str. ....	1,648	British	Dancaster	"	250	18	10	6	284
135	" 18	Belgic, str. ....	2,695	"	Walker	San Francisco	141	...	...	...	141
136	" 20	Orestes, str. ....	1,279	"	Hutchinson	Straits Settlements	141	...	...	...	141
137	" 20	Kong Beng, str. ....	862	"	Jones	Bangkok Port Darwin Cooktown Cairns Brisbane Sydney Melbourne	2 7 16 14 65 42	...	...	...	146
138	" 20	Tsinan, str. ....	1,460	"	Allison	Straits Settlements	101	...	...	...	101
139	" 23	Gwalior, str. ....	1,629	"	Nantes	"	300	25	...	...	325
140	" 23	Arratoon Apar, str. ....	1,395	"	Olifent	"	125	1	...	...	126
141	" 23	Glenartney, str. ....	1,400	"	Murray	"	340	12	...	...	352
142	" 23	Cheang Hye Teng, str. ....	923	"	Scott	"	192	8	...	...	200
143	" 23	Fidelio, str. ....	852	German	Byrsen	"	130	...	...	...	130
144	" 23	Bellona, str. ....	1,722	"	Haesloop	"	...	...	...	...	...
		<i>Carried forward.....</i>	222,418			<i>Carried forward.....</i>	29,014	732	245	165	30,156

## RETURN of VESSELS bringing CHINESE PASSENGERS to the Port of Victoria, Hongkong.—(Continued).

No.	DATE ARRIVED.	SHIP'S NAME.	TONS.	NATIONALITY OF SHIP.	MASTER'S NAME.	WHERE FROM.	ADULTS.		CHILDREN.		TOTAL.
							M.	F.	M.	F.	
		<i>Brought forward</i>	222,418			<i>Brought forward</i>	29,014	732	245	165	30,156
145	April 23	Ajax, str.	1,477	British	Riley	Straits Settlements	142	4	3	1	150
146	" 23	Memnon, str.	825	"	Dorff	"	69	3	...	...	72
147	" 23	Batavia, str.	1,662	"	Auld	Vancouver, B.C.	29	1	...	...	30
148	" 24	Picciola, str.	875	German	Nissen	Straits Settlements	130	...	...	...	130
149	" 24	City of Peking, str.	3,129	American	Cavarely	San Francisco	27	2	3	...	32
150	" 26	Flintshire, str.	1,017	British	Habekost	Straits Settlements	324	2	...	...	326
151	" 27	Diamond, str.	1,030	"	Wilson	"	510	19	...	...	529
152	" 27	Mongkut, str.	859	"	Anderson	Bangkok	122	5	5	3	135
153	" 29	Bormida, str.	1,499	Italian	De Negri	Straits Settlements	191	9	...	...	200
154	" 29	Menmuir, str.	1,287	British	Helms	"	169	7	4	...	180
155	" 29	Tartar, str.	1,568	"	Bailey	"	308	10	6	6	330
156	" 29	Peshawur, str.	2,136	"	Moule	"	42	...	...	...	42
157	" 29	Devawongse, str.	1,057	"	Loff	Bangkok	184	...	...	...	184
158	" 29	Arabic, str.	2,788	"	Smith	San Francisco	106	13	7	...	126
						Port Darwin	22	...	...	...	
						Townsville	9	...	...	...	
159	May 1	Tai Yuan, str.	1,459	"	Nelson	Brisbane	1	...	...	...	47
						Sydney	1	...	...	...	
						Melbourne	14	...	...	...	
160	" 1	Chow Fa, str.	1,055	"	Phillips	Bangkok	86	...	...	...	86
161	" 1	Anchises, str.	1,264	"	Lapage	Straits Settlements	287	...	...	...	287
162	" 3	Tai Sang, str.	1,505	"	Jackson	"	575	...	25	...	600
163	" 3	Glenogle, str.	2,000	"	Duke	"	320	7	3	...	330
164	" 6	Agamemnon, str.	1,453	"	Wilding	"	110	4	1	...	115
165	" 6	Oopack, str.	1,730	"	Jaques	"	148	4	4	...	156
166	" 7	Khiva, str.	1,452	"	Crewe	"	107	4	3	...	114
167	" 8	Cambodia, str.	1,969	"	Wildgoose	"	77	7	...	...	84
168	" 9	Nam Chow, str.	1,109	"	Wilkins	"	727	7	2	4	740
169	" 10	Phra Chula Chom Klao, s.	1,012	"	Benson	Bangkok	97	...	...	...	97
170	" 11	Medea, str.	1,215	Austrian	Ratzmann	Straits Settlements	180	80	20	20	300
171	" 11	Almora, str.	1,719	British	Hay	"	92	2	2	...	96
172	" 13	Sutlej, str.	2,103	"	Worcester	"	110	18	4	...	132
173	" 13	Apenrade, str.	1,476	German	Hohmann	"	36	1	...	...	37
174	" 13	Parthia, str.	2,035	British	Wallace	Vancouver, B.C.	47	...	...	...	47
175	" 13	City of Sydney, str.	1,965	American	Friele	San Francisco	112	...	...	...	112
176	" 16	Chowchowfoo, str.	796	German	Wendt	Straits Settlements	95	2	3	...	100
177	" 17	Neckar, str.	1,870	"	Supmer	"	200	8	9	3	220
178	" 18	Japan, str.	1,865	British	Gardner	"	290	30	10	...	330
179	" 18	Daphne, str.	1,395	German	Voss	"	258	4	...	...	262
						Port Darwin	18	...	...	...	
						Thursday Island	2	...	...	...	
180	" 18	Changsha, str.	1,463	British	Williams	Brisbane	7	...	...	...	50
						Sydney	9	1	...	...	
						Melbourne	13	...	...	...	
181	" 18	Phra Chom Klao, str.	1,012	"	Watton	Bangkok	171	...	...	...	171
182	" 18	Oceanic, str.	2,440	"	Metcalfe	San Francisco	121	...	...	...	121
183	" 20	Kong Beng, str.	862	"	Jones	Bangkok	95	...	...	...	95
184	" 20	Stentor, str.	1,267	"	Milligau	Straits Settlements	597	3	...	...	600
185	" 21	Camorta, str.	1,355	"	Fyfe	"	149	7	...	...	156
186	" 21	Kashgar, str.	1,555	"	Gadd	"	84	6	1	...	91
187	" 21	Velocity	491	"	Martin	Honolulu	54	8	10	10	82
188	" 23	Diamond, str.	1,030	"	Wilson	Straits Settlements	668	21	10	12	711
189	" 25	Sikh, str.	1,736	"	Rowley	"	140	6	4	...	150
190	" 25	Telemachus, str.	1,381	"	Jones	"	236	17	12	2	267
191	" 25	Glenfalloch, str.	1,434	"	Cormack	"	64	2	...	...	66
192	" 25	Brindisi, str.	2,355	"	Toçque	"	114	6	3	1	124
193	" 25	Wing Sang, str.	1,517	"	Ste. Croix	"	251	10	6	4	271
194	" 25	Cheang Hye Teng, str.	923	"	Scott	"	391	6	10	2	409
195	" 29	Bisagno, str.	1,499	Italian	Valle	"	136	25	5	9	175
196	" 30	Fidelio, str.	852	German	Brorsen	"	58	2	...	...	60
197	" 30	Glenorchy, str.	1,822	British	Ferguson	"	220	12	...	...	232
198	" 30	Taichow, str.	862	"	Morris	"	209	4	10	4	227
199	" 31	Memnon, str.	825	"	Dorff	"	87	...	...	...	87
200	" 31	Benvenuc, str.	1,448	"	Thomson	"	58	4	...	...	62
201	" 31	Devawongse, str.	1,057	"	Loff	Bangkok	174	6	20	...	200
202	June 1	City of Rio de Janeiro, str.	2,275	American	Ward	San Francisco	75	1	...	...	76
203	" 3	Patroclus, str.	1,386	British	Pulford	Straits Settlements	245	7	...	...	252
204	" 3	Gaelic, str.	2,691	"	Pearne	San Francisco	120	7	5	...	132
205	" 3	Chow Fa, str.	1,055	"	Phillips	Bangkok	93	...	...	...	93
206	" 4	Arratoon Apar, str.	1,392	"	Olifent	Straits Settlements	289	14	6	3	312
207	" 4	Ching Wo, str.	1,556	"	MacHugh	"	313	7	...	...	320
208	" 7	Nam Chow, str.	1,109	"	Wilkins	"	731	30	10	9	780
						Port Darwin	16	1	...	...	
						Thursday Island	1	...	...	...	
209	" 8	Guthrie, str.	1,494	"	Green	Cooktown	1	...	...	...	34
						Townsville	5	...	...	...	
						Sydney	10	...	...	...	
210	" 8	Iton	542	French	Reginer	Honolulu	72	2	5	...	79
						Port Darwin	24	...	...	...	
						Thursday Island	4	...	...	...	
						Cooktown	9	...	...	...	
211	" 11	Airlie, str.	1,492	British	Ellis	Townsville	2	...	...	...	129
						Brisbane	6	...	...	...	
						Sydney	25	1	3	3	
						Melbourne	48	...	...	...	
						Adelaide	4	...	...	...	
212	" 11	Goalpara, str.	1,355	"	Russell	Straits Settlements	57	2	1	...	60
213	" 11	Coromandel, str.	2,383	"	Reeves	"	76	...	...	...	76
214	" 11	Abyssinia, str.	2,346	"	Lee	Vancouver, B.C.	36	2	...	...	38
215	" 11	Phra Chula Chom Klao, s.	1,012	"	Benson	Bangkok	92	4	4	2	102
		<i>Carried forward</i>	327,348			<i>Carried forward</i>	41,848	1,209	484	263	43,804

## RETURN OF VESSELS bringing CHINESE PASSENGERS to the Port of Victoria, Hongkong,—(Continued).

No.	DATE ARRIVED.	SHIP'S NAME.	TONS.	NATIONALITY OF SHIP.	MASTER'S NAME.	WHERE FROM.	ADULTS.		CHILDREN.		TOTAL.
							M.	F.	M.	F.	
		<i>Brought forward</i> .....	327,348			<i>Brought forward</i> ...	41,848	1,209	484	263	43,804
216	June 11	Chingtu, str. ....	1,459	British	Hunt	Port Darwin Cooktown Cairns Townsville Sydney Melbourne	51 8 8 6 10 63	...	...	...	146
217	" 12	Gleearn, str. ....	1,410	"	Ross	Straits Settlements	401	11	8	...	420
218	" 12	Aglaia, str. ....	1,666	German	Christiansen	"	32	...	...	...	32
219	" 13	Moray, str. ....	1,411	British	Duncan	"	345	20	6	4	375
220	" 13	Sachsen, str. ....	2,874	German	Gaessel	"	130	15	10	...	155
221	" 15	Merionethshire, str. ....	1,245	British	Dawling	"	76	1	2	1	80
222	" 15	City of New York, str. ....	1,964	American	Searle	San Francisco	36	...	...	...	36
223	" 17	Phra Chom Klao, str. ....	1,012	British	Watton	Bangkok	103	...	...	...	103
224	" 18	Belgie, str. ....	2,695	"	Walker	San Francisco	123	12	6	...	141
225	" 18	Ulysses, str. ....	1,473	"	Butler	Straits Settlements	340	6	1	...	347
226	" 18	Namkiang, str. ....	999	"	McKechine	"	268	8	...	...	276
227	" 19	Elektra, str. ....	2,095	Austrian	Lussick	"	152	8	5	1	166
228	" 19	Deucalion, str. ....	1,334	British	Asquith	"	68	4	...	...	72
229	" 19	Diamond, str. ....	1,030	"	Wilson	"	708	30	6	6	750
230	" 19	Teheran, str. ....	1,670	"	Sams	"	94	4	1	...	99
231	" 19	Glucksburg, str. ....	916	German	Schultz	"	183	4	4	3	194
232	" 20	Kong Beng, str. ....	862	British	Jones	Bangkok	72	...	...	...	72
233	" 22	Glenavon, str. ....	1,936	"	Jacobs	Straits Settlements	275	10	8	5	298
234	" 25	Almora, str. ....	1,719	"	Hay	"	146	2	6	...	154
235	" 25	Ghazee, str. ....	1,764	"	Scotland	"	145	3	2	...	150
236	" 26	Batavia, str. ....	1,661	"	Williamson	Vancouver, B.C.	27	1	2	...	30
237	" 27	Bormida, str. ....	1,499	Italian	De Negri	Straits Settlements	70	9	4	...	83
238	" 27	Dardanus, str. ....	1,491	British	Purdy	"	261	5	4	...	270
239	" 28	Japan, str. ....	1,865	"	Pallett	"	465	20	5	...	490
240	July 2	Iphegenia, str. ....	1,059	German	Voltmer	"	240	10	6	4	260
241	" 2	Independent, str. ....	871	"	Schaefer	Straits Settlements	138	4	3	...	145
242	" 3	Taichow, str. ....	862	British	Morris	Mauritius	123	3	7	5	138
243	" 3	Glaucus, str. ....	1,344	"	Hannah	Straits Settlements	249	1	...	...	250
244	" 4	Memnon, str. ....	825	"	Dorf	"	219	10	5	2	236
245	" 5	Berenice, str. ....	1,707	Austrian	Trobitz	"	55	4	4	...	63
246	" 5	Namchow, str. ....	1,109	British	Wilkins	"	157	5	20	20	202
247	" 5	Arabic, str. ....	2,788	"	Smith	"	567	18	6	4	595
248	" 5	City of Peking, str. ....	3,129	American	Cavarley	San Francisco	171	8	2	2	183
249	" 6	Venetia, str. ....	1,551	British	Haselwood	"	244	11	8	...	263
250	" 6	Jason, str. ....	1,411	"	Milligan	Straits Settlements	131	4	3	...	138
251	" 8	Wing Sang, str. ....	1,517	"	Ste. Croix	"	57	2	4	...	63
252	" 8	Menelaus, str. ....	1,263	"	Nelson	"	283	25	7	5	320
253	" 8	Pekin, str. ....	2,133	"	Harris	"	121	1	...	...	122
254	" 8	Mongkut, str. ....	859	"	Fowler	"	29	...	...	...	29
						Bangkok	150	11	7	6	174
						Port Darwin	27	...	...	...	27
						Thursday Island	6	...	...	...	6
						Cooktown	13	...	...	...	13
255	" 11	Watterthun, str. ....	1,406	"	Darke	Townsville Brisbane Sydney Adelaide Melbourne	3 7 41 2 27	1 ...	1 ...	...	128
256	" 12	Chow Fa, str. ....	1,055	"	Phillips	Bangkok	187	...	...	...	187
257	" 12	Dresden, str. ....	3,110	German	Schuckmann	Straits Settlements	395	8	12	...	415
258	" 12	Carmarthenshire, str. ....	1,776	British	Clark	"	60	...	...	...	60
259	" 13	Thibet, str. ....	1,671	"	Preston	"	86	12	2	2	102
260	" 15	Tannadice, str. ....	1,408	"	Craig	Sydney Melbourne	12 6	2 ...	3 ...	1	24
261	" 15	Hongkong, str. ....	2,045	"	Walkins	Straits Settlements	166	...	...	...	166
262	" 15	Cheang Hye Teng, str. ....	923	"	Grenfell	"	170	6	2	...	178
263	" 15	Camorta, str. ....	1,355	"	Fyfe	"	120	4	1	...	125
264	" 15	Achilles, str. ....	1,461	"	Anderson	"	93	14	3	2	112
265	" 17	City of Sydney, str. ....	1,966	American	Friend	San Francisco	67	3	3	...	73
266	" 17	Phra Chula Chom Klao, s.	1,012	British	Benson	Bangkok	40	...	...	...	40
267	" 18	Bengloe, str. ....	1,158	"	Farquhar	Straits Settlements	138	10	2	...	150
268	" 19	Arratoon Apar, str. ....	1,392	"	Olifent	"	581	32	10	8	631
269	" 22	Electra, str. ....	1,162	German	Müller	"	252	4	4	2	262
270	" 22	Nanshan, str. ....	805	British	Young	"	249	8	1	1	259
271	" 22	Thames, str. ....	2,101	"	Seaton	"	133	...	...	...	133
272	" 22	Prometheus, str. ....	1,492	"	Webster	"	189	9	2	...	200
273	" 22	Glucksburg, str. ....	916	German	Schultz	"	212	10	2	...	224
274	" 23	Parthia, str. ....	2,036	British	Wallace	Vancouver, B.C.	72	...	...	...	72
275	" 23	Kong Beng, str. ....	862	"	Jones	Bangkok	120	...	...	...	120
276	" 25	Oceanic, str. ....	2,440	"	Kempson	San Francisco	204	3	2	...	209
277	" 25	Moray, str. ....	1,411	"	Duncan	Straits Settlements	498	40	10	12	560
278	" 29	Gwalior, str. ....	1,603	"	Nantes	"	137	...	3	...	140
279	" 29	Glenlyon, str. ....	1,410	"	Sommer	"	376	10	10	4	400
280	" 29	Telamon, str. ....	1,555	"	Jackson	"	265	19	5	6	295
281	" 30	Frigga, str. ....	1,400	German	Nagel	"	117	6	2	...	175
282	" 30	Phra Chom Klao, str. ....	1,012	British	Watton	Bangkok	169	...	...	...	169
283	August 1	Bisagno, str. ....	1,499	Italian	Valle	Straits Settlements	145	...	...	...	145
284	" 1	Tetartos, str. ....	1,578	German	Petersen	"	116	8	8	2	134
285	" 1	Albany, str. ....	1,489	British	Porter	"	124	...	...	...	124
286	" 2	Namchow, str. ....	1,109	"	Coloma	"	634	20	10	...	664
287	" 3	Flintshire, str. ....	1,871	"	Derier	"	200	8	3	...	211
288	" 3	City of Rio de Janeiro, str.	2,275	American	Ward	San Francisco	82	1	...	...	83
		<i>Carried forward</i> .....	439,590			<i>Carried forward</i> .....	55,989	1,737	747	371	58,841

## RETURN of VESSELS bringing CHINESE PASSENGERS to the Port of Victoria, Hongkong,—(Continued).

No.	DATE ARRIVED.	SHIP'S NAME.	TONS.	NATIONALITY OF SHIP.	MASTER'S NAME.	WHERE FROM.	ADULTS.		CHILDREN.		TOTAL.
							M.	F.	M.	F.	
		<i>Brought forward.....</i>	439,590			<i>Brought forward...</i>	55,989	1,737	747	371	58,844
289	Aug. 6	Menmuir, str.	1,287	British	Helms	Port Darwin Thursday Island Cooktown Townsville Brisbane Sydney Straits Settlements	44 1 10 9 12 22 185	...	...	...	98
290	" 6	Orion, str.	1,833	Austrian	Vidos	"	160	...	...	...	185
291	" 6	Gleneagles, str.	1,837	British	Parks	"	200	...	...	...	100
292	" 6	Taichow, str.	862	"	Morris	"	42	...	...	...	200
293	" 7	Goalpara, str.	1,355	"	Russell	"	147	...	...	...	42
294	" 8	Diomed, str.	1,432	"	Bartlett	"	195	4	7	2	147
295	" 8	Prussen, str.	2,880	German	Pohle	"	339	4	6	1	208
296	" 9	Japan, str.	1,865	British	Gardner	"	502	12	3	4	350
297	" 12	Diamond, str.	1,030	"	Wilson	"	104	1	...	...	521
298	" 12	Nizam, str.	1,615	"	Creery	"	128	2	...	...	105
299	" 12	Chow Fa, str.	1,055	"	Phillips	Bangkok	183	5	3	...	130
300	" 13	Gaelic, str.	2,691	"	Pearne	San Francisco	95	7	...	...	191
301	" 13	Bellerophon, str.	1,356	"	Guthrie	Straits Settlements	510	20	18	10	107
302	" 14	Cheang Hye Teng, str.	923	"	Scott	"	30	...	...	...	558
303	" 14	Devawongse, str.	1,057	"	Loff	Bangkok	240	...	...	...	30
304	" 16	Hesperia, str.	1,136	German	Hadsen	Straits Settlements	280	...	...	...	240
305	" 16	Nestor, str.	1,269	British	Elders	"	59	...	2	...	280
306	" 19	Shanghai, str.	2,044	"	Tillard	"	46	...	...	...	61
307	" 19	Rohilla, str.	2,175	"	De Horne	"	217	...	...	...	46
308	" 20	Hector, str.	1,590	"	Thompson	"	398	32	11	10	217
309	" 22	Wing Sang, str.	1,517	"	Ste. Croix	"	172	8	...	...	451
310	" 22	Glenfinlas, str.	1,409	"	Jones	"	270	...	...	...	180
311	" 24	Ningchow, str.	1,735	"	Durbin	"	135	7	3	2	270
312	" 24	Cyclops, str.	1,363	"	Nish	"	22	...	...	...	147
313	" 26	Changsha, str.	1,463	"	Williams	Port Darwin Thursday Island Cooktown Townsville Brisbane Sydney	6 16 6 3 12 10	...	...	...	65
314	" 27	Chingtu, str.	1,459	"	Hunt	Melbourne Port Darwin Thursday Island Brisbane Sydney	57 7 2 11 8	...	1	1	69
315	" 27	Airlie, str.	1,492	"	Ellis	Adelaide Melbourne Straits Settlements San Francisco	31 181 281 270	3 14 8 22	2 4 2 6	3 2 ...	70
316	" 28	Bormida, str.	1,499	"	De Negri	Straits Settlements	102	10	4	4	201
317	" 29	Belgic, str.	2,695	"	Walker	San Francisco	91	...	...	...	291
318	" 30	Glengyle, str.	2,244	"	Gasson	Straits Settlements	275	20	5	...	300
319	" 30	Lydia, str.	1,170	German	Peterson	"	148	2	...	...	120
320	" 31	Titan, str.	1,510	British	Brown	"	275	20	5	...	91
321	Sept. 2	Arratoon Apcar, str.	1,392	"	Olifent	"	148	2	...	...	300
322	" 2	Gaw Quan Sia, str.	1,607	"	Harris	"	740	26	12	2	150
323	" 2	Namchow, str.	1,109	"	Coloma	"	149	...	...	...	780
324	" 4	Melpomene, str.	1,943	Austrian	Perini	"	308	12	7	3	149
325	" 4	Bayern, str.	2,877	German	Mergell	"	125	...	...	...	330
326	" 5	Phra Chom Klao, str.	1,012	British	Guldberg	Bangkok	73	1	...	...	125
327	" 6	Batavia, str.	1,662	"	Williamson	Vancouver, B.C.	146	6	2	2	74
328	" 9	Khiva, str.	1,452	"	Crewe	Straits Settlements	240	...	...	...	156
329	" 9	Diamond, str.	1,030	"	Wilson	"	60	...	...	...	240
330	" 9	City of Peking, str.	3,129	American	Cavarley	San Francisco	230	...	...	...	60
331	" 10	Cardiganshire, str.	1,623	British	Rickards	Straits Settlements	70	...	...	...	230
332	" 12	Laertes, str.	1,351	"	Scale	"	247	3	...	...	70
333	" 12	Niobe, str.	1,666	German	Pfaff	"	217	8	...	...	250
334	" 13	Moray, str.	1,411	British	Duncan	"	771	10	7	5	225
335	" 13	Cheang Chew, str.	1,213	"	Webb	"	212	4	...	...	793
336	" 13	Claymore, str.	1,658	"	Felgate	"	130	...	...	...	216
337	" 14	Devawongse, str.	1,057	"	Loff	Bangkok	100	...	...	...	130
338	" 16	Camorta, str.	1,355	"	Fyfe	Straits Settlements	193	2	...	...	100
339	" 16	Yuen Sang, str.	1,105	"	Slessar	"	70	...	...	...	195
340	" 16	Taichow, str.	862	"	Morris	"	40	...	...	...	70
341	" 16	Chow Fa, str.	1,055	"	Phillips	Bangkok	61	...	...	...	40
342	" 16	Lady Harewood	382	"	Williams	Honolulu	1	...	...	...	61
343	" 17	Catterthun, str.	1,406	"	Darke	Cooktown Cairns Rockhampton Sydney Melbourne	12 12 2 38	...	...	...	65
344	" 17	Arabic, str.	2,788	"	Smith	San Francisco	246	6	3	...	255
345	" 17	Bombay, str.	2,047	"	Bason	Straits Settlements	46	24	1	...	71
346	" 17	Sutlej, str.	2,103	"	Worcester	"	32	1	4	...	37
347	" 17	Palamed, str.	1,489	"	Jackson	"	87	5	3	2	97
348	" 18	China, str.	648	German	Bruhn	Medan, Sumatra	86	...	...	...	86
349	" 19	Moyunc, str.	1,714	British	Hogg	Straits Settlements	282	...	...	...	282
350	" 20	Glengarry, str.	1,956	"	Gedye	"	131	6	...	5	142
351	" 23	Palinurus, str.	1,536	"	Jackson	"	176	...	...	...	176
352	" 23	Phra Chula Chom Klao, s.	1,012	"	Benson	Bangkok	91	...	...	...	91
353	" 23	Tsinan, str.	1,460	"	Allison	Port Darwin Thursday Island Townsville Brisbane Sydney Melbourne	31 3 12 2 22 10	...	...	...	80
		<i>Carried forward.....</i>	540,548			<i>Carried forward.....</i>	67,710	2,032	363	436	71,041

## RETURN of VESSELS bringing CHINESE PASSENGERS to the Port of Victoria, Hongkong,—(Continued).

NO.	DATE ARRIVED.	SHIP'S NAME.	TONS.	NATION-ALITY OF SHIP.	MASTER'S NAME.	WHERE FROM.	ADULTS.		CHILDREN.		TOTAL.
							M.	F.	M.	F.	
		<i>Brought forward.....</i>	540,548			<i>Brought forward...</i>	67,710	2,032	863	436	71,041
354	Sept. 24	Port Augusta, str. ....	1,856	British	Hogg	Vancouver, B.C.	61	...	...	...	61
355	" 24	Japan, str. ....	1,865	"	Gardner	Straits Settlements	215	22	6	3	246
356	" 24	Bellona, str. ....	1,722	German	Haesloop	"	145	10	4	1	160
357	" 25	Kashgar, str. ....	1,555	British	Brown	"	210	...	...	...	210
358	" 26	Ajax, str. ....	1,477	"	Riley	"	97	3	...	...	100
359	" 27	City of Sydney, str. ....	1,965	American	Friele	San Francisco	118	2	2	2	124
360	" 27	Kong Beng, str. ....	862	British	Jones	Bangkok	30	...	...	...	30
361	" 30	Fidelio, str. ....	853	German	Brorsen	Medan, Sumatra	200	...	...	...	200
362	" 30	Sarpedon, str. ....	1,495	British	Barwise	Straits Settlements	240	5	2	...	247
363	October 1	Peshawur, str. ....	2,137	"	Moule	"	73	...	...	...	73
364	" 1	Namchow, str. ....	1,109	"	Coloma	"	712	50	17	14	793
365	" 1	Bisagno, str. ....	1,499	Italian	Valle	"	105	...	...	...	105
366	" 3	Durzburg, str. ....	921	German	Bertelsen	"	200	...	...	...	200
367	" 4	Ne-kar, str. ....	1,870	"	Supmer	"	324	25	20	10	379
368	" 5	Parthia, str. ....	2,035	British	Wallace	Vancouver, B.C.	113	...	...	...	113
369	" 7	Maria Teresa, str. ....	2,011	Austrian	Deperis	Straits Settlements	405	...	...	...	405
370	" 7	Orestes, str. ....	1,279	British	Hutchinson	"	171	...	...	...	171
371	" 8	Phra Chom Klao, str. ....	1,012	"	Watton	Bangkok	142	...	...	...	142
372	" 9	Wing Sang, str. ....	1,517	"	Ste. Croix	Straits Settlements	442	35	6	6	489
373	" 10	Oceanic, str. ....	2,440	"	Kempson	San Francisco	773	18	13	7	811
374	" 11	Namkiang, str. ....	999	"	Hamlin	Straits Settlements	520	17	6	...	543
375	" 14	Agamemnon, str. ....	1,453	"	Wilding	"	107	6	2	...	115
376	" 14	Pathan, str. ....	1,762	"	Roy	"	370	20	7	3	400
377	" 14	Arratoon Apar, str. ....	1,392	"	Olifent	"	199	20	8	...	227
378	" 13	Cheang Chew, str. ....	1,213	"	Webb	"	376	2	1	1	380
379	" 18	Port Fairy, str. ....	1,645	"	Clark	Vancouver, B.C.	157	...	...	...	157
380	" 18	City of Rio de Janeiro, str. ....	2,275	American	Ward	San Francisco	165	8	6	8	187
381	" 19	Stentor, str. ....	1,267	British	Milligan	Straits Settlements	336	4	6	4	350
382	" 21	Cheang Hye Teng, str. ....	933	"	Scott	"	360	5	3	...	368
383	" 21	Brindisi, str. ....	2,129	"	Street	"	165	...	...	...	165
384	" 21	Chow Fa, str. ....	1,055	"	Phillips	Bangkok	64	...	...	...	64
385	" 22	Almora, str. ....	1,719	"	Hay	Straits Settlements	71	...	...	...	71
386	" 23	Daphne, str. ....	1,395	German	Voss	"	300	...	...	...	300
387	" 24	Oopack, str. ....	1,730	British	Kemp	"	375	14	7	4	400
388	" 24	Phra Chula Chom Klao, s. ....	1,012	"	Benson	Bangkok	78	...	...	...	78
389	" 25	Tannadice, str. ....	1,408	"	Shannon	Straits Settlements	121	...	...	...	121
390	" 28	Picciola, str. ....	875	German	Nissen	Port Darwin	5	...	...	...	5
391	" 28	Bormida, str. ....	1,499	Italian	De Negri	Medan, Sumatra	101	9	...	...	110
392	" 29	Telemachus, str. ....	1,381	British	Jones	Straits Settlements	196	4	...	...	200
393	" 29	Tai Yuan, str. ....	1,459	"	Nelson	Straits Settlements	250	15	3	...	268
394	" 30	Whampoa, str. ....	1,109	"	Hughes	Port Darwin	50	...	...	...	50
395	" 30	Gaelic, str. ....	2,691	"	Pearne	Thursday Island	2	...	...	...	2
396	" 30	Kong Beng, str. ....	862	"	Jones	Cooktown	5	...	...	...	5
397	" 30	Glucksburg, str. ....	916	German	Schultz	Townsville	21	...	...	...	21
398	" 31	Namchow, str. ....	1,109	British	Coloma	Brisbane	8	...	...	...	8
399	" 31	Abyssinia, str. ....	2,346	"	Lee	Sydney	72	...	...	...	72
400	" 31	Airlie, str. ....	1,492	"	Ellis	Adelaide	4	...	...	...	4
401	Nov. 1	Sachsen, str. ....	2,874	German	Gaessel	Melbourne	26	...	...	...	26
402	" 2	Camorta, str. ....	1,355	British	Fyfe	Straits Settlements	229	12	16	4	261
403	" 5	Glenfalloch, str. ....	1,434	"	Cormack	"	30	...	...	...	30
404	" 5	Moray, str. ....	1,411	"	Duncan	"	148	2	...	...	150
405	" 5	Gwalior, str. ....	1,602	"	Nantes	"	350	12	4	3	369
406	" 5	Anchises, str. ....	1,264	"	Lapage	"	129	...	2	...	131
407	" 5	Melpomene, str. ....	1,943	"	Perini	"	95	...	...	...	95
408	" 5	Phra Chom Klao, str. ....	1,012	"	Watton	Bangkok	137	...	...	...	137
409	" 8	Benledi, str. ....	1,454	"	Clark	Straits Settlements	57	...	...	...	57
410	" 9	Patroclus, str. ....	1,350	"	Pulford	"	80	...	...	...	80
411	" 9	Aron, str. ....	634	Norwegian	Christensen	"	30	6	4	5	45
412	" 11	Menmuir, str. ....	1,287	British	Green	Honolulu	157	4	3	1	165
413	" 11	Japan, str. ....	1,865	"	Gardner	Port Darwin	12	1	...	...	13
414	" 11	Polyhymnia, str. ....	1,053	German	Behrens	Timor	2	...	...	...	2
415	" 11	Kaisar-i-Hind, str. ....	2,356	British	Atkinson	Townsville	12	...	...	...	12
416	" 12	Glenogle, str. ....	2,000	"	Duke	Sydney	1	...	...	...	1
417	" 12	Ulysses, str. ....	1,473	"	Butler	Straits Settlements	422	17	7	4	450
418	" 13	Pembrokeshire, str. ....	1,717	"	Dancaster	"	65	...	...	...	65
419	" 13	Pakshan, str. ....	835	"	Stovell	"	27	...	...	...	27
420	" 13	Belgic, str. ....	2,695	"	Walker	"	260	25	17	13	315
421	" 15	Diamond, str. ....	1,030	"	Wilson	"	69	...	...	...	69
422	" 18	Cheang Hock Kian, str. ....	956	"	Grenfell	"	70	...	...	...	70
423	" 18	Mongkut, str. ....	859	"	Fowler	San Francisco	188	12	...	5	205
424	" 19	Teresa, str. ....	753	"	Slaker	Straits Settlements	664	9	...	2	675
425	" 19	Aglaia, str. ....	1,666	German	Christiansen	"	642	18	8	5	673
426	" 20	Nizam, str. ....	1,615	British	Creery	"	497	18	5	...	520
427	" 21	Ching Wo, str. ....	1,556	"	Machugh	Bangkok	105	12	...	...	117
		<i>Carried forward.....</i>	651,223			<i>Carried forward.....</i>	84,238	2,525	1,072	563	88,398

## RETURN of VESSELS bringing CHINESE PASSENGERS to the Port of Victoria, Hongkong,—(Continued).

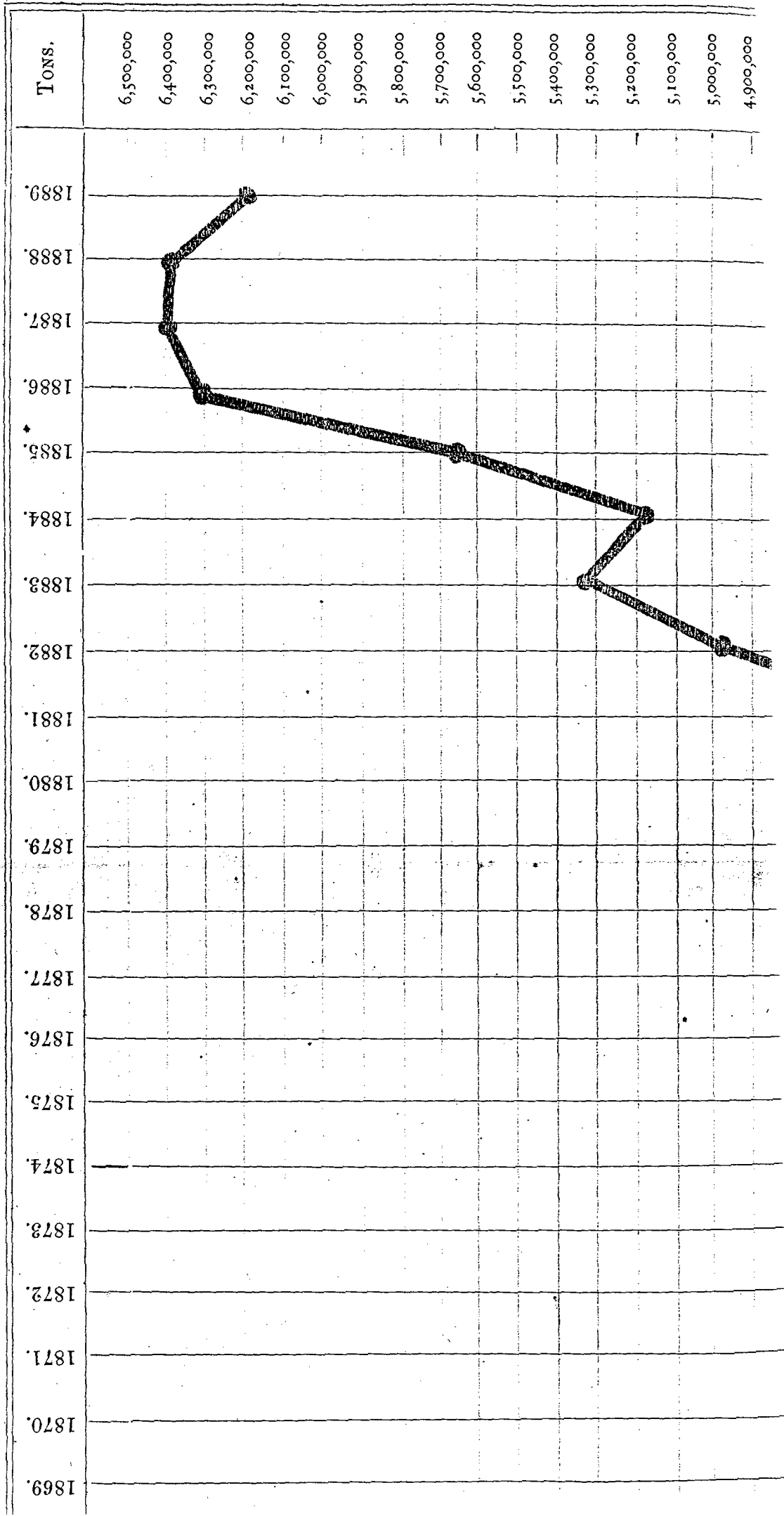
No.	DATE ARRIVED.	SHIP'S NAME.	TONS.	NATION-ALITY OF SHIP.	MASTER'S NAME.	WHERE FROM.	ADULTS.		CHILDREN.		TOTAL.
							M.	F.	M.	F.	
		<i>Brought forward</i> .....	651,223			<i>Brought forward</i> ...	84,238	2,525	1,072	563	88,398
428	Nov. 21	Sara Mercedes, .....	245	Peruvian	Muniatequi	Honolulu	129	3	7	3	142
429	" 21	Devawongse, str. ....	1,057	British	Loff	Bangkok	85	...	...	...	85
430	" 22	Cheang Chew, str. ....	1,213	"	Webb	Straits Settlements	331	13	...	...	344
431	" 25	Wing Sang, str. ....	1,517	"	Ste. Croix	"	414	21	6	4	450
432	" 25	Glenorchy, str. ....	1,822	"	Fergusson	"	210	8	9	3	230
433	" 25	Dardanus, str. ....	1,491	"	Purdy	"	145	6	4	2	157
434	" 25	City of Peking, str. ....	3,129	American	Cavarley	San Francisco	330	5	4	2	347
						Port Darwin	20	...	...	...	
						Thursdays Island	3	...	...	...	
435	" 25	Chingtu, str. ....	1,459	British	Hunt	Cairns	23	...	...	...	109
						Townsville	20	...	...	...	
						Sydney	40	...	2	1	
436	" 26	Kong Beng, str. ....	862	"	Jones	Bangkok	69	...	...	...	69
437	" 26	Thames, str. ....	2,101	"	Seaton	Straits Settlements	43	...	...	...	43
438	" 26	Cassandra, str. ....	1,097	German	Thomsen	"	47	4	2	...	53
439	" 27	Cheang Hye Teng, str. ....	923	British	Wilkins	"	308	3	7	4	322
440	" 29	Preussen, str. ....	2,879	German	Pohle	"	230	30	19	18	297
441	" 30	Bisagno, str. ....	1,499	Italian	Valle	"	98	6	4	2	110
442	" 30	Picciola, str. ....	875	German	Nissen	"	96	6	...	...	102
443	Dec. 2	Jason, str. ....	1,411	British	Milligan	"	27	...	...	...	27
444	" 2	Nanshan, str. ....	865	"	Young	"	29	...	...	...	29
445	" 2	Namchow, str. ....	1,109	"	Coloma	"	375	17	6	5	403
						Port Darwin	15	...	...	...	
						Thursdays Island	1	...	...	...	
						Cooktown	16	...	...	...	
446	" 2	Guthrie, str. ....	1,494	"	Craig	Townsville	8	...	...	...	96
						Rockhampton	16	...	...	...	
						Sydney	7	...	...	...	
						Melbourne	33	...	...	...	
447	" 3	Venetia, str. ....	1,551	"	Haselwood	Straits Settlements	143	5	2	...	150
448	" 4	Benvenue, str. ....	1,448	"	Thomson	"	75	...	...	...	75
449	" 4	Glucksburg, str. ....	916	German	Schultz	"	140	...	...	...	140
450	" 4	Chow Fa, str. ....	1,055	British	Phillips	Bangkok	70	...	...	...	70
451	" 4	Arabic, str. ....	2,788	"	Smith	San Francisco	725	18	4	1	748
452	" 5	Glaucus, str. ....	1,344	"	Hannah	Straits Settlements	83	6	1	1	91
453	" 6	Hong Kong, str. ....	2,045	"	Watkins	"	115	...	...	...	115
454	" 6	Port Augusta, str. ....	1,856	"	Hogg	Vancouver, B.C.	397	...	...	...	397
455	" 7	Elektra, str. ....	2,095	Austrian	Lussich	Straits Settlements	284	12	4	3	299
456	" 9	Arratoon Apcar, str. ....	1,392	British	Olifent	"	256	10	1	...	267
457	" 9	Velocity, .....	491	"	Martin	Honolulu	148	3	...	5	156
458	" 9	Phra Chom Klao, str. ....	1,012	"	Watton	Bangkok	63	...	...	...	63
459	" 10	Coloma, .....	814	American	Noyes	Honolulu	189	...	...	...	189
460	" 10	Parthia, str. ....	2,035	British	Wallace	Vancouver, B.C.	120	...	...	...	120
461	" 10	Achilles, str. ....	1,461	"	Anderson	Straits Settlements	71	...	...	...	71
462	" 11	Diamond, str. ....	1,030	"	Wilson	"	654	11	4	5	679
463	" 11	Gleearn, str. ....	1,410	"	Murray	"	185	4	3	...	192
464	" 14	Glenshiel, str. ....	2,240	"	Donaldson	"	33	8	6	4	51
465	" 16	Khiva, str. ....	1,452	"	Crewe	"	63	3	...	...	68
466	" 16	Oceanic, str. ....	2,440	"	Kempson	San Francisco	417	6	...	...	423
467	" 17	Mongkut, str. ....	859	"	Fowler	Bangkok	98	...	...	...	98
468	" 17	Sikh, str. ....	1,735	"	Rowley	Straits Settlements	135	8	4	3	150
						Port Darwin	13	...	...	...	
						Thursdays Island	1	...	...	...	
469	" 17	Tsinan, str. ....	1,460	"	Allison	Townsville	9	...	...	...	87
						Brisbane	1	...	...	...	
						Sydney	18	...	...	...	
						Melbourne	45	...	...	...	
						Port Darwin	10	...	...	...	
						Cooktown	8	...	...	...	
						Cairns	9	...	...	...	
470	" 18	Catterthun, str. ....	1,406	"	Darke	Townsville	3	...	...	...	37
						Brisbane	1	...	...	...	
						Adelaide	2	...	...	...	
						Melbourne	4	...	...	...	
471	" 19	Moray, str. ....	1,411	"	Duncan	Straits Settlements	40	...	...	...	40
472	" 21	Prometheus, str. ....	1,492	"	Webster	"	263	2	2	2	269
473	" 23	Devawongse, str. ....	1,057	"	Loff	Bangkok	70	...	...	...	70
474	" 27	Japan, str. ....	1,865	"	Gardner	Straits Settlements	382	17	4	3	406
475	" 27	Telamon, str. ....	1,555	"	Jackson	"	4	...	...	...	40
476	" 27	Oriental, str. ....	2,711	"	Stewart	"	41	...	...	...	41
477	" 27	Benalder, str. ....	1,289	"	Thomson	"	184	8	2	1	195
478	" 27	Kong Beng, str. ....	862	"	Jones	Bangkok	30	...	...	...	30
479	" 27	Electra, str. ....	1,162	German	Möller	Straits Settlements	193	2	...	...	197
480	" 27	Bayern, str. ....	2,877	"	Mergell	"	458	6	4	2	470
481	" 27	Cheang Hock Kian, str. ....	956	British	Grenfell	"	520	30	...	...	550
482	" 28	Batavia, str. ....	1,662	"	Williamson	Vancouver, B.C.	116	...	...	...	116
483	" 30	Cheang Chew, str. ....	1,213	"	Webb	Straits Settlements	136	2	4	...	142
484	" 30	Bormida, str. ....	1,499	Italian	De Negri	"	125	...	...	...	123
485	" 30	Phra Chula Chom Klao, s.	1,012	British	Benson	Bangkok	77	...	...	...	77
TOTAL TONS.....			737,169	TOTAL PASSENGERS .....			94,683	2,808	1,187	637	99,315


*XIII.—DIAGRAM of Tonnage entered at Hongkong, from 1867 to 1889, inclusive.*

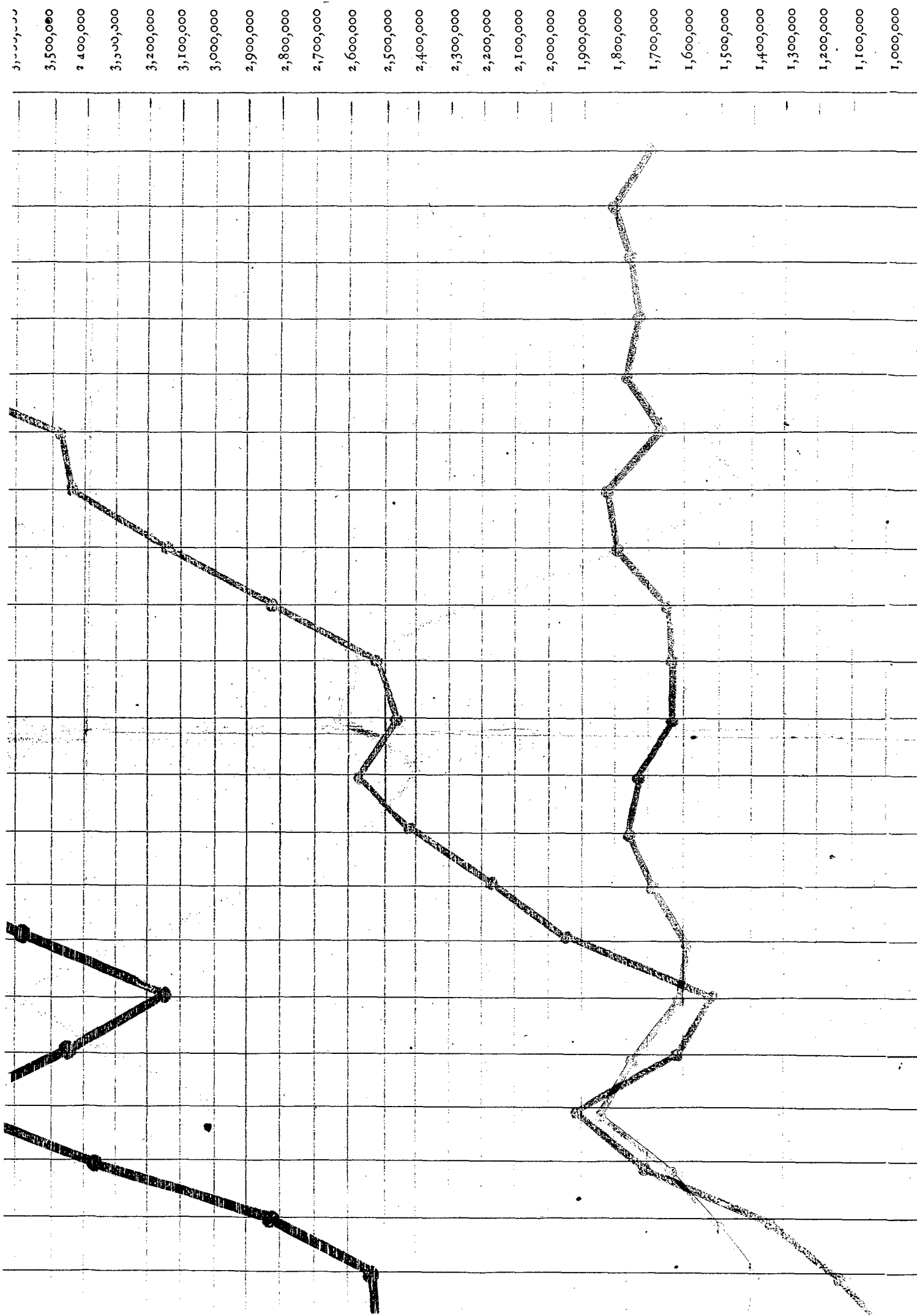
*BLUE LINE represents Junk Tonnage only.*

*RED LINE represents Foreign Shipping Tonnage only.*

*THICK BLACK LINE represents entire Trade in Foreign Ships and Junks.*









*XXII.—DIAGRAM of Tonnage entered at Hongkong, from 1867 to 1889, inci*


*BLUE LINE represents Junk Tonnage only.*

*RED LINE represents Foreign Shipping Tonnage only.*

*THICK BLACK LINE represents entire Trade in Foreign Ships and Junks.*







3,300,000  
 3,200,000  
 3,100,000  
 3,000,000  
 2,900,000  
 2,800,000  
 2,700,000  
 2,600,000  
 2,500,000  
 2,400,000  
 2,300,000  
 2,200,000  
 2,100,000  
 2,000,000  
 1,900,000  
 1,800,000  
 1,700,000  
 1,600,000  
 1,500,000  
 1,400,000  
 1,300,000  
 1,200,000  
 1,100,000  
 1,000,000

SUMMARY.	ADULTS.		CHILDREN.		TOTAL.	VALUE OF TREASURE BROUGHT.
	M.	F.	M.	F.		
From Adelaide, South Australia, .....	35	...	...	...	35	...
„ Bangkok, Siam, .....	4,825	45	40	16	4,926	...
„ Brisbane, Queensland, .....	125	...	1	...	126	...
„ Cairns, Queensland, .....	97	...	...	...	97	...
„ Cooktown, Queensland, .....	125	...	...	...	125	...
„ Honolulu, Sandwich Islands, .....	962	20	25	19	1,026	...
„ Mauritius, .....	123	3	7	5	138	...
„ Medan, Sumatra, .....	432	9	...	...	441	...
„ Melbourne, .....	668	3	3	5	679	...
„ Port Darwin, South Australia, .....	509	2	...	...	511	...
„ Rockhampton, Queensland, .....	77	...	...	...	77	...
„ San Francisco, U.S.A., .....	7,586	241	101	46	7,974	\$10,138,188
„ Straits Settlements, .....	76,382	2,472	993	538	80,385	...
„ Sydney, .....	673	6	12	6	697	...
„ Thursday Island, Queensland, .....	34	...	...	...	34	...
„ Timor Island, .....	2	...	...	...	2	...
„ Townsville, Queensland, .....	187	...	1	...	188	...
„ Vancouver, British Columbia, .....	1,693	7	4	2	1,706	...
„ Wellington, New Zealand, .....	148	...	...	...	148	...
Value of Treasure imported from Australian Ports, .....						\$ 881,533
TOTAL PASSENGERS, .....	94,683	2,808	1,187	637	99,315	\$11,019,721

## XXI.—RETURN of MARINE CASES tried at the MARINE MAGISTRATE'S COURT, during the Year 1889.

NATURE OF CHARGE.	No. of Cases.	No. of Defendants.	DEFENDANTS, HOW DISPOSED OF					AMOUNT OF FINES.
			Imprisoned with Hard Labour.	Imprisoned in default of Fine.	Fined.	Sent back to Duty.	Dismissed.	
Assault, .....	11	11	1	...	2	...	8	\$ 10
Broaching Cargo &c., .....	1	3	3	...	...	...	...	...
Found stowed away, .....	3	5	5	...	...	...	...	...
Harbour Regulations. Breach of, .....	1	2	...	...	2	...	...	4
Leaving without Clearance, (Junk), .....	6	6	...	1	4	...	1	14
Obstruction of Fairways, .....	1	1	...	...	1	...	...	2
Refusal of Duty, .....	17	49	31	...	...	15	3	...
Throwing Ballast, &c., into the Harbour, ...	9	25	7	2	16	...	...	74
Wilfully remaining behind, .....	4	5	4	...	...	...	1	...
TOTAL, .....	53	107	51	3	25	15	13	\$ 104

## XXIII.—RETURN of Work performed by the GOVERNMENT MARINE SURVEYOR'S DEPARTMENT.

Years.	Passenger Certificate and Bottom.	Emigration.	Tonnage for Registration.	British Tonnage Certificate for Foreign Vessels.	Inspection of Crew space, Lights and Markings.	Minor Inspections.	Survey of Licensed Passenger Steam-Launches.	Survey of Boilers under Construction.	Inspection of Government Launches.	Examination of Engineers.	Examination of Chinese Engi-neers for Steam-Launches.	Estimated total number of visits in connection with foregoing inspection.
9 months in 1881, .....	95	67	5	3	...	1	10	...	4	35	1	284
1882, .....	154	127	8	3	2	1	15	...	6	46	6	472
1883, .....	144	102	5	8	5	1	20	...	6	57	1	461
1884, .....	200	141	10	9	7	5	26	33	6	55	8	699
1885, .....	153	113	6	6	5	6	60	33	8	50	29	737
1886, .....	149	76	2	1	11	2	69	16	9	36	16	870
1887, .....	153	101	3	6	9	1	72	15	14	42	31	930
1888, .....	161	97	9	1	4	2	80	1	6	42	36	1,042
1889, .....	130	73	4	3	4	1	80	1	...	39	36	1,127

## XXIV.—IMPORTS AND EXPORTS OF OPIUM DURING 1889.

## IMPORTS.

MALWA. Chests.	PATNA. Chests.	BENARES. Chests.	PERSIAN. Chests.	TURKISH. Chests.	TOTAL. Chests.
17,460 $\frac{1}{2}$	27,210 $\frac{3}{4}$	16,864 $\frac{3}{4}$	5,798 $\frac{1}{4}$	96	67,429 $\frac{3}{4}$

## EXPORTS.

MALWA. Chests.	PATNA. Chests.	BENARES. Chests.	PERSIAN. Chests.	TURKISH. Chests.	TOTAL. Chests.
16,702 $\frac{1}{2}$	23,901 $\frac{3}{4}$	16,094 $\frac{3}{4}$	4,982 $\frac{1}{4}$	128	61,808 $\frac{3}{4}$

Through Cargo reported in manifests but not landed, .....12,306 $\frac{1}{2}$  chests.

## NUMBER OF PERMITS, &amp;c. ISSUED DURING 1889.

Landing Permits,.....	237
Removal Permits, .....	10,456
Export Permits, .....	8,115
Permits to Chinese Customs' Hulk, .....	519
Memo. of Exports sent to the Commissioner of Chinese Customs, Kowloon, .....	467

## SUMMARY OF EXPORTS, 1889.

	Malwa Chests.	Patna Chests.	Benares Chests.	Persian Chests.	Turkish Chests.	Total Chests.	Total in Piculs.
By Steamers to Amoy, .....	590 $\frac{1}{2}$	36	4,056	773 $\frac{1}{2}$	...	5,456	6,293.7375
British Columbia, .....	...	443	...	14	...	457	545.95
Bushire, .....	...	...	...	4	...	4	4.1
Bunder Abbas,...	...	...	...	1	...	1	1.025
Canton, .....	2,073	5,763 $\frac{3}{4}$	2,856 $\frac{3}{4}$	...	...	10,693 $\frac{3}{4}$	12,417.84
Chefoo, .....	12	1	3	...	...	16	16.8
Cochin China, ...	1	1	689 $\frac{3}{4}$	...	...	691 $\frac{3}{4}$	830.17
Foochow, .....	2,701 $\frac{1}{2}$	1,465	470	512 $\frac{1}{4}$	...	5,148 $\frac{3}{4}$	5,548.55625
Formosa, .....	...	...	530	3,428 $\frac{1}{2}$	...	3,958 $\frac{1}{2}$	4,150.2125
Hankow, .....	206	39	...	...	...	245	252.8
Hoikow, .....	10	615	79	...	...	704	842.8
Macau, .....	...	3,903	316	...	126	4,345	5,188.8
Pakhoi,.....	...	52	790	...	...	842	1,010.4
Philippine Isles, .....	...	379	29	...	...	408	489.6
Rhio, .....	...	...	180	...	...	180	216.
Sandakan, .....	...	...	4	...	...	4	4.8
San Francisco,...	...	...	...	64	...	64	65.6
Shanghai, .....	8,130	7,178	4,651	82	...	20,041	22,408.85
Singapore, .....	1	40	37	1	...	79	94.425
Smyrna, .....	...	...	...	...	2	2	2.
Suez, .....	...	...	...	6	...	6	6.15
Swatow, .....	2,753 $\frac{1}{2}$	2,184	1,312	91	...	6,340 $\frac{1}{2}$	7,041.975
By Junks to various adjacent Ports in China, .....	224	1,802	91	5	...	2,122	2,500.725
TOTAL,.....	16,702 $\frac{1}{2}$	23,901 $\frac{3}{4}$	16,094 $\frac{3}{4}$	4,982 $\frac{1}{4}$	128	61,808 $\frac{3}{4}$	69,933.31625

The information in column 7 above is on the following assumption:—

Patna and Benares per chest, .....	1.20 piculs.
Malwa and Turkish per chest, .....	1.00 "
Persian per chest,.....	1.025 "