

HONGKONG.

## THE HARBOUR MASTER'S REPORT FOR 1892.

*Laid before the Legislative Council by Command of His Excellency  
the Governor, on the 25th May, 1893.*

No. 96.

HARBOUR DEPARTMENT,

 HONGKONG, { 16th February, 1893.  
              { 23rd March, 1893.

SIR,—I have the honour to forward the Annual Returns for this Department for the year ending 31st December, 1892.

- I. Number, Tonnage and Crews of Vessels *entered*.
- II. Number, Tonnage and Crews of Vessels *cleared*.
- III. Number, Tonnage and Crews of Vessels of each Nation *entered*.
- IV. Number, Tonnage and Crews of Vessels of each Nation *cleared*.
- V. Total Number, Tonnage and Crews of Vessels *entered* at each Port.
- VI. Total Number, Tonnage and Crews of Vessels *cleared* at each Port.
- VII. Return of Junks *entered* from Macao.
- VIII. Return of Junks *cleared* for Macao.
- IX. Return of Junks *entered* at each Port from China and Formosa.
- X. Return of Junks *cleared* at each Port for China and Formosa.
- XI. Gross Total Number of Junks *entered* at each Port.
- XII. Gross Total Number of Junks *cleared* at each Port.
- XIII. Return of Junks (Local Trade) *entered*.
- XIV. Return of Junks (Local Trade) *cleared*.
- XV. Summary of *Arrivals* and *Departures* of all Vessels, and of all Chinese Passengers.
- XVI. Return of Vessels *registered*.
- XVII. Return of Vessels *struck off* the Register.
- XVIII. Amount of Fees received under Table B of Ordinance 26 of 1891.
- XIX. Return of Chinese Passenger Ships *cleared* by the Emigration Officer.
- XX. Return of Vessels *bringing* Chinese Passengers to Hongkong from places out of China.
- XXI. Return of Marine Cases tried.
- XXII. Diagram of Tonnage of Vessels *entered*.
- XXIII. Return of the work performed by the Government Marine Surveyor.
- XXIV. Return from Imports and Exports (Opium) Office.

## SHIPPING.

2. The total of arrivals and sailings amounted to 14,152,849 tons or an advance on 1891 of 147,151 tons. There were 36,470 arrivals with a tonnage of 7,104,888 tons, and 36,210 departures of 7,047,961 tons. The increase in European constructed vessels numbers 267, aggregating 15,109 tons. There is a decrease in the foreign junk trade of 213 junks representing 71,042 tons, against which may be set an increase in the local junk trade of 6,586 vessels measuring 203,084 tons.



8. The numbers of European constructed vessels, exclusive of River steamers, that entered the port during the year are shown in the following table, a distinction being drawn between those that entered once a month or less often, and those that entered more frequently than once a month:—

TABLE of OCEAN TRADERS and COASTERS, STEAM and SAIL.

FLAG.	TWELVE TIMES AND UNDER.						THIRTEEN TIMES AND OVER.		
	Steam.			Sail.			Steam.		
	Ships.	No. of times entered.	Total tonnage.	Ships.	No. of times entered.	Total tonnage.	Ships.	No. of times entered.	Total tonnage.
British, .....	211	953	1,445,524	39	47	36,238	30	670	688,789
American, .....	3	11	29,825	28	32	37,824	...	...	...
Austrian, .....	7	23	43,948	...	...	...	...	...	...
Chinese, .....	9	39	33,706	...	...	...	7	170	194,076
Danish, .....	1	6	3,576	...	...	...	3	96	42,270
Dutch, .....	3	26	38,502	...	...	...	1	14	9,408
French, .....	12	53	109,556	...	...	...	1	27	23,598
German, .....	59	259	314,784	13	15	12,514	18	388	307,862
Italian, .....	2	11	16,489	2	2	2,229	...	...	...
Japanese, .....	6	15	21,548	...	...	...	1	21	31,941
Norwegian, .....	13	29	35,365	4	6	4,127	...	...	...
Russian, .....	1	1	2,005	...	...	...	...	...	...
Siamese, .....	...	...	...	1	1	656	...	...	...
Spanish, .....	4	9	3,836	...	...	...	1	21	13,734
Total, .....	331	1,435	2,098,664	87	103	93,638	62	1,407	1,311,678

9. In European constructed vessels, the general import trade, as represented by the amount of shipping entering, amounted to 1,522,551 tons, from places other than China and adjacent countries; while the imports, judged by the same standard, but from places in and adjacent to China, amounted to 3,644,387 tons, making a total import tonnage in European constructed vessels, of 5,166,938 tons.

10. Again, the general export trade, still judged as before, amounted to 1,171,280 tons, to places other than China and adjacent countries; while, to those places, it amounted to 3,955,934 tons making a total of export tonnage in European constructed vessels of 5,127,214 tons.

Analysing the above and comparing with 1891, we get as follows:—

## IMPORTS.

	Increase.	Decrease.
From places other than China, &c., .....	12,298	.....
From China and adjacent places, .....	16,013	.....
Net Increase, .....	<u>28,311</u>	.....

## EXPORTS.

To places other than China, &c., .....	103,414
To China and adjacent places, .....	90,212
Net Decrease, .....	<u>13,202</u>

or, in European constructed vessels, a net increase of Import tonnage of .....28,311 tons and a net decrease of export tonnage of .....13,202 "

## JUNKS.

11. Compared with the average of the past three years, the Foreign Junk Trade shows a shrinkage of 154,391 tons and 482 vessels, whilst the Local trade for the same period has increased 306,828 tons with 8,768 vessels.

12. The Foreign Junk trade for 1892 shows a falling off of 71,042 tons from that of 1891. The principal decreases are to Macao where, doubtless, the launches *Perseverance* and *Wing Yuen*, regularly plying thither, have "cut into" them; also the *Kwong Mo* (now up for sale). The decrease on the Pearl River is probably due to bad rice seasons and foreign competition.

13. The large increase shown in the Local Junk trade for 1892 over that of 1891 is chiefly due to the Merchant Shipping Consolidation Ordinance (No. 26 of 1891); all ballast boats employed on the Praya Reclamation as Junks, being now licensed, as well as all the other craft that previously claimed exemption, but over which it was desirable that some supervision should be kept.

## GENERAL.

14. 4,396 steamers, 103 sailing vessels and 31,971 junks arrived during the year, giving an average of 99 vessels arriving daily in the waters of the Colony as against 90 the year before; of the steamers 71 per cent. were British, an increase of 5 per cent. from 1891; of these, 51 per cent. were "Ocean-going" as against 52 the year before, and of the Foreigners, 2 per cent. were river craft, a decrease of 9 per cent. on the previous year.

15. From the foregoing it will be seen that, Hongkong in 1892 still held its place in the shipping world, a comparison showing once more an increase of shipping frequenting the Port.

16. The extent of the trade of the Colony, unfortunately, cannot be analysed by Import and Export Returns, and the only practical way of making a comparison, year by year, is by means of the amount of tonnage entering and clearing, and no erroneous deduction need be drawn from such a comparison, for, in no shipping Return, the wide world over, could any sane person conclude that, the figures showing the tonnage of shipping frequenting the Port, professed to represent also the number of tons of merchandize landed and shipped at that port.

17. But in the absence of actual figures to tell us exactly how our import and export trade progresses we may, I think, with the materials at hand draw a fair inference from the experience of other countries.

Of the United Kingdom as well as of 21 British Possessions, large and small, in various parts of the world, from the Dominion of Canada down to Fiji, I find, on reference to statistics for the 10 years 1881-1890, that in each case increased tonnage entering and clearing carried with it increased value of imports and exports.

I am also fortunately able to carry my investigations beyond the United Kingdom and British Possessions, and from the statistics published by the Imperial Maritime Customs of China to obtain a result similar to the above in a comparison of the trade of China for the 5 years 1888-1892.

In 1888 the total tonnage entered and cleared under the cognizance of the Imperial Maritime Customs was 22,307,859 with a total trade value of 546,581,188 Haikwan Taels.

In 1892 when the tonnage had increased to 29,440,575, this increase had been accompanied by an increase in the value of the trade to 654,391,478 Haikwan Taels.

The inference which I draw from this is that, tonnage can in a great measure be reasonably construed as an indication of trade, and that, if an increase in tonnage means elsewhere an increase in trade, it probably has the same meaning in Hongkong also.

The inference is materially strengthened by the following figures for which I am also indebted to the published Reports of the Imperial Maritime Customs and which exhibit the growth of the Hongkong share in the distribution of the trade with China during the last four years:—

Year.	Total Imports of China.	Total Exports of China.	Exported from Hongkong.	Imported to Hongkong.	Total of Hongkong trade with China.
	<i>Haikwan Taels.</i>	<i>Haikwan Taels.</i>	<i>Haikwan Taels.</i>	<i>Haikwan Taels.</i>	<i>Haikwan Taels.</i>
1888, ....	124,782,893	92,401,067	81,092,295	41,266,212	122,358,507
1889, ....	110,884,355	96,947,832	74,598,236	43,448,145	118,046,381
1890, ....	127,093,481	87,144,480	84,324,395	41,520,506	125,844,901
1891, ....	134,003,863	100,947,849	81,204,029	45,142,707	126,346,736
1892, ....	135,101,198	102,583,525	80,700,034	48,273,785	128,973,819

Here then we have undeniable proof of the gratifying circumstance that so far as regards our most important market, China, our trade has considerably increased during the last four years.

18. It is true also that a great number of the vessels calling at Hongkong do not make any long stay, but the period of their stay cannot be considered as a standard to judge of the trade of the Colony. It is nothing new to learn that Hongkong is merely a "distributing centre"; it always has been such, and it is not more so now than it was ten or even twenty years ago (except in so far as the amount to be distributed has increased) so that the *raison d'être* of a large proportion of the tonnage of the port must of necessity be, as it always has been, "transshipment and branch line requirements," and there has been no suggestion to the contrary in the Returns annually issued by this Department. But, seeing that our communication with the outside world can only be carried on by means of ships, it is somewhat remarkable to find this fact of Hongkong being a "distributing centre" being used as an argument to prove that the tonnage of the port is no indication of the amount of trade.

19. That the number of steamers entering 13 times and over during the year—that is to say more than once a month—has increased, might, I think, be considered as indicating that their employment is not unprofitable to their owners; all these are engaged in the “coasting” or “distributing” trade, or in other words, in the “transshipment of cargo and branch line requirements”, and from the fact of there being no falling off in the number and tonnage of these, (but rather the contrary) one might reasonably conclude that there is still a considerable amount of trade arriving, and requiring distribution; and, seeing that this latter trade occupied 963 vessels aggregating 1,522,551 tons trading between Hongkong and places other than China and adjacent countries, we can be well content that our shipping trade is, in so far a flourishing state as not to necessitate steamers being laid up for want of profitable work, as has been the case at Home for instance, but rather that their employment is sufficiently remunerative to admit of increased dividends being paid, and substantial sums carried forward to the current half-year, as for instance in the case of the Hongkong, Canton and Macao Steamboat Company. (*Vide* report published in local papers 31.1.93.)

20. Moreover, from whatever cause ships come to Hongkong, whether it be to land goods or to tranship them, the result on the Revenue of the Colony is the same, as the only direct tax on shipping is “light dues,” which increase in direct proportion to the increase of tonnage inwards, and it is worthy of note that, notwithstanding the depression in the shipping trade all over the world, our tonnage inwards slightly increased last year, which—if only so far as the Revenue is concerned—cannot be considered as anything but satisfactory.

#### REVENUE.

21. The total Revenue collected by the Harbour Department during the year was \$181,057.85. This is an increase of \$16,485.93 over last year, and compared with the average of the last 5 years it shows an increase of \$53,549.24.

It was made up as follows :—

1. Light Dues, .....	\$ 92,309.62
2. Licences and Internal Revenue, .....	29,939.70
3. Fees of Court and Office, .....	58,808.53
	\$ 181,057.85

#### STEAM-LAUNCHES.

22. On the 31st December, there were 137 steam-launches employed in the Harbour, of these 51 were licensed for the conveyance of passengers, 59 were privately owned, 11 were the property of the Colonial Government together with a floating Steam Fire Engine, and 5 belonged to the Imperial Government, in the charge of the Military Authorities. All these launches, except those which belong to Her Majesty or to any Foreign Government, are obliged to have a certificated Master and Engineer; the Certificates of these men are liable to suspension or cancellation should they prove negligent or incompetent. One Master's Certificate was suspended during the year for a period of one month.

#### EMIGRATION.

23. The promise held out in 1891 of a revival of Emigration has to some extent been realised, the numbers last year amounted to 52,143, being an increase of 6,981 over the previous year. Until however new fields are opened, we cannot hope for any substantial revival in this branch of trade.

During the year 476 ships reported having brought to Hongkong 97,991 Chinese passengers returning from various places to which they had emigrated.

#### REGISTRY OF SHIPPING.

24. During the year 4 vessels of 2,146 tons were registered under the provisions of the Merchant Shipping Act 1854, and 5 Certificates of Registry with a total of 3,592 tons were cancelled. Return No. XVIII shows the remainder of the work done in this branch.

#### MARINE MAGISTRATE'S COURT.

25. 79 cases were heard in this Court with 178 defendants. Refusal of duty (17) and assault (7) were the principal offences in the case of ships; Breach of Harbour Regulations (12) and Leaving without Clearance (12) in the case of Junks.

**EXAMINATIONS FOR THE POSTS OF MASTERS, MATES AND ENGINEERS  
UNDER SECTION 15 OF ORDINANCE 26 OF 1891.**

26. The following table shows the number of candidates examined for Certificates of Competency distinguishing those who were successful and those who failed :—

NATIONALITY.	DECK OFFICERS.												ENGINEERS.								Grand Total.				
	Grade.	Passed.	Failed.	Total.	Grade.	Passed.	Failed.	Total.	Grade.	Passed.	Failed.	Total.	Grade.	Passed.	Failed.	Total.									
British, .....	22	6	28		14	4	18		...	...	...		8	1	9		7	1	8		44	5	49	112	
British Indian, .....	...	...	...		...	...	...		...	...	...		...	...	...		1	...	1		4	...	4	5	
American, .....	...	1	1		...	...	...		...	...	...		1	...	1		...	...	...		...	...	...	2	
Dane, .....	...	...	...		...	...	...		...	...	...		...	...	...		...	...	...		1	...	1	1	
French, .....	...	...	...		...	...	...		...	...	...		...	...	...		1	...	1		...	...	...	1	
German, .....	...	1	1		1	1	2		1	...	1		...	...	...		...	...	...		...	...	...	4	
Norwegian, .....	1	...	1		1	...	1		...	...	...		...	...	...		...	...	...		...	...	...	2	
Portuguese, .....	...	...	...		...	...	...		...	...	...		...	...	...		1	1	2		...	...	...	2	
Russian, .....	...	...	...		...	...	...		...	...	...		1	...	1		...	...	...		...	...	...	1	
Swede, .....	...	...	...		...	...	...		...	...	...		...	...	...		1	...	1		...	...	...	1	
British, .....	First Mate			...	1	...	1	...	...	...	...	...	...	...	...	...	...	...	...	...	...	...	...	1	
Portuguese, .....	River steamer.			...	1	...	1	...	...	...	...	...	...	...	...	...	...	...	...	...	...	...	...	1	
GRAND TOTAL,...	...	23	8	31	...	18	5	23	...	1	...	1	...	10	1	11	...	11	2	13	...	49	5	54	133
TOTAL DECK OFFICERS,.....66.												TOTAL ENGINEERS,.....67.													

Since 1st January, 1884, when under the Order in Council of 31st December, 1883, Certificates of Competency issued at Hongkong were made of equal value to those issued by the Board of Trade, 841 Certificates of all grades have been issued. The details are shown in the following table :—

Grade.	1884.	1885.	1886.	1887.	1888.	1889.	1890.	1891.	1892.	Total.
Master, .....	21	10	6	22	20	25	39	32	23	198
First Mate, .....	14	10	17	12	14	31	29	26	18	171
Only Mate, .....	5	3	1	...	3	2	3	3	1	21
Second Mate, .....	10	10	5	4	10	1	9	7	10	66
Total,.....	50	33	29	38	47	59	80	68	52	456
1st Class Engineer, .....	19	22	11	14	21	11	18	15	11	142
2nd Do., .....	23	20	20	15	19	28	33	31	49	238
Total,.....	42	42	31	29	40	39	51	46	60	380
Certificates renewed, ....	...	...	...	...	...	...	...	...	...	5
Grand Total,.....	92	75	60	67	87	98	131	114	112	841

**MARINE COURTS, UNDER SECTION 13 OF ORDINANCE 26 OF 1891.**

27. The following Courts have been held during the year :—

1. On the 27th January,—Inquiry as to the loss of the British S.S. *Namchow*, Official No. 63,588 of Penang, in the vicinity of Breaker Point, China Sea, on the morning of the 8th January. All the Officers were lost.
2. On the 24th June, 1892,—Inquiry as to the stranding of the British ship *John McLeod*, Official No. 90,742 of St. John, New Brunswick, on the South-West edge of the Pratas Shoal, China Sea, on the morning of the 28th May. The Master's (OSCAR HILL HENDERSON) Certificate of Competency was returned to him.

3. On the 15th July, 1892,—Inquiry as to the loss of the British S.S. *Haiphong*, Official No. 88,838 of Hongkong, on the rocks about two miles West of Iro-osaki Light, Japan, on the morning of the 28th June. The Master's (WILLIAM YOUNG HUNTER) Certificate of Competency was suspended for two months.
4. On the 21st October, 1892,—Inquiry as to the loss of the British S.S. *Bokhara*, Official No. 68,397 of Greenock, on Sand Island, Pescadores, China Sea, on the night of the 10th October. The only surviving Officers being the Chief Officer, 3rd and 4th Officers. The Court was of opinion that the Master (CHARLES DAWSON SAMS) committed an error of judgment, and no blame was attached to any of the other Officers.

THE SUNDAY CARGO-WORKING ORDINANCE, 1891.

28. 31 Permits were issued during the year aggregating \$4,800 in fees.

SEAMEN.

29. 12,769 seamen were shipped and 13,449 discharged at the Shipping Office and on board ships during the year, the discrepancy is owing to the number of seamen shipped at the Consulates of which we have no record.

30. 378 distressed seamen were received during the year; of these, 90 were sent to the United Kingdom, 7 to Sydney, 6 to Vancouver, 16 to Bombay and 2 to Calcutta, 4 died and 253 obtained employment. On the 31st December, 1892, 6 were in Government Civil Hospital, 1 in Lunatic Asylum, and 1 on board *Hygeia* (Small-pox Hospital). \$6,599.50 were expended by the Board of Trade in the relief of these men, and \$57.28 by the Colony.

MARINE SURVEYOR'S SUB-DEPARTMENT.

31. Return No. XXIII shows the work performed in this branch of the Harbour Department, and in forwarding this I desire to record my appreciation of the manner in which the work of this Sub-Department is carried out.

LIGHTHOUSES.

32. The amount of dues collected was as follows:—

Class of Vessel.	Rate, per ton.	No.	Tonnage.	Total Fees Collected.
Ocean Vessels paying full dues,	2½ cents	2,936	3,492,382	\$ 87,309.54
Launches paying full dues, .....	„	560	22,244	556.10
River Steamers (Night Boats),	¾ cent	661	666,597	4,443.98
Do. (Day Boats), ...	Free.	893	996,361	...
Total,.....		5,050	5,177,584	92,309.62

33. The Gap Rock was established as a Lighthouse Station during the year, the light being exhibited for the first time on the 1st April. The European Lightkeepers selected by the Trinity House Corporation arrived and assumed their duties on the 13th June. Some difficulty was experienced with the "Douglass Burners" sent out for use at this Station, these have now been replaced by 6 wicked "Trinity House Burners" with satisfactory results. The Fog Signal Apparatus was also erected during the year but up to 31st December there had not been occasion to make use of it.

34. Telegraphic communication has been established between the Gap Rock and the Post Office, from whence a branch telephone is taken to the Harbour Office and other places.

35. There is also communication fortnightly with the Rock for the purpose of changing the keepers and supplying stores. The tug *Pilot Fish*, belonging to the Dock Company, is hired for this purpose. Landing on the Rock on these occasions has never been absolutely prevented by the weather though on some occasions it has been attended with difficulty, and it was thought advisable on these occasions not to attempt to land such stores as required to be handled with care.

36. The other Lighthouse Stations remain as before and there is nothing that calls for remark concerning their working.

37. The establishment, however, of a Lighthouse on Waglan Island by the Chinese Authorities will render D'Aguilar Light unnecessary. I would recommend its being removed to Green Island, where, being a long distance light, it would "cut in" with the Gap Rock Light, and a vessel after getting hold of the latter would have a leading light right up to the Harbour. If this change were made, I would further recommend the present Green Island Light being placed at Cape Collinson, and the Cape Collinson Light, with a slight modification, placed as a Harbour Light on Kowloon Point. These changes would, I think, be a great improvement to the Lighting of Hongkong.

## SIGNALLING OF VESSELS.

38. Owing to the representation of various Mercantile Firms an addition has been made in the system of signalling vessels arriving at the Port, these are now telegraphed to the Post Office from Gap Rock direct, and from Cape d'Aguilar, by telephone and telegraph through Shaukiwan and the Central Police Station, the information is posted at the Post Office and is forwarded to Kowloon Point where the necessary signals indicating the arriving vessels are made with flags. I am not aware how much benefit accrues to the mercantile community from the establishment of these signals at Kowloon, but, if I may express an opinion, I should say not much, and I think the disestablishment of the Peak Signal Station would be a great loss and inconvenience to the general community, whose interest lies in the Mail steamers only, and who are not concerned with the arrival of any others.

## GOVERNMENT GUNPOWDER DEPÔT.

39. During the year 1892, there has been stored in the Government Magazine, Stone Cutters' Island—

	No. of Cases, &c.	Approximate Weight.
		lbs.
Gunpowder, privately owned, .....	8,367	398,879
Do., Government owned, .....	...	...
Cartridges, privately owned, .....	681	116,233
Do., Government owned, .....	49	4,215
Explosive Compounds, privately owned,.....	181	10,786
Do., Government owned, .....	38	2,228
Total,.....	9,316	532,341

On the 31st December, 1892, there remained as under:—

	No. of Cases, &c.	Approximate Weight.
		lbs.
Gunpowder, privately owned, .....	63	2,248
Do., Government owned,.....	...	...
Cartridges, privately owned,.....	187	30,409
Do., Government owned, .....	176	19,510
Explosive Compounds, privately owned,.....	171	11,070
Do., Government owned, .....	32	2,007
Total,.....	629	65,244

## IMPORTS AND EXPORTS (OPIUM) OFFICE.

40. The Return shows that during the year the amount of Opium reported as follows:—

	1891.	1892.	Decrease.
Imported,.....	58,419 $\frac{3}{4}$	56,864 $\frac{1}{2}$	1,555 $\frac{1}{4}$ chests.
Exported,.....	57,998 $\frac{1}{2}$	52,625 $\frac{3}{4}$	5,372 $\frac{3}{4}$ „
Through cargo reported } 1891,.....	18,256	18,256	chests.
but not landed, ..... } 1892,.....	21,144 $\frac{1}{2}$	21,144 $\frac{1}{2}$	„
Increase, .....			2,888 $\frac{1}{2}$ chests.

22,763 permits were issued from this Office, being an increase of 577 over 1891.

A daily Memo. of Exports Permits to Chinese Ports was during the year supplied to the Commissioner of the Imperial Maritime Customs at Kowloon.

Surprise visits were paid to 139 Godowns during the year.

I have the honour to be,

Sir,

Your obedient Servant,

R. MURRAY RUMSEY, Retd. Comd., R.N.,  
Harbour Master, &c.

Honourable G. T. M. O'BRIEN, C.M.G.,  
Colonial Secretary,

&c., &c., &c.





III.—NUMBER, TONNAGE and CREWS of Vessels of each Nation ENTERED at Ports in the Colony of Hongkong  
in the Year 1892.

NATIONALITY OF VESSELS.	ENTERED.								
	WITH CARGOES.			IN BALLAST.			TOTAL.		
	Vessels.	Tons.	Crews.	Vessels.	Tons.	Crews.	Vessels.	Tons.	Crews.
American, .....	39	63,543	1,803	4	4,106	67	43	67,649	1,870
Austrian, .....	23	43,948	1,321	...	...	...	23	43,948	1,321
British, .....	3,095	3,757,830	147,064	104	49,979	1,984	3,199	3,807,809	149,048
Chinese, .....	232	251,844	12,076	2	1,688	86	234	253,532	12,162
Chinese Junks, .....	14,501	1,030,708	171,728	8,254	575,543	95,722	22,755	1,606,251	267,450
Danish, .....	100	44,857	2,238	2	989	36	102	45,846	2,274
Dutch, .....	39	47,238	1,750	1	672	23	40	47,910	1,773
French, .....	80	133,154	10,315	...	...	...	80	133,154	10,315
German, .....	610	594,446	20,521	52	40,714	1,323	662	635,160	21,844
Italian, .....	13	18,718	738	...	...	...	13	18,718	738
Japanese, .....	36	53,489	1,732	...	...	...	36	53,489	1,732
Norwegian, .....	32	36,445	768	3	3,047	54	35	39,492	822
Russian, .....	1	2,005	78	...	...	...	1	2,005	78
Siamese, .....	1	656	18	...	...	...	1	656	18
Spanish, .....	28	17,288	1,231	2	282	42	30	17,570	1,273
<b>TOTAL, .....</b>	<b>18,830</b>	<b>6,096,169</b>	<b>373,381</b>	<b>8,424</b>	<b>677,020</b>	<b>99,337</b>	<b>27,254</b>	<b>6,773,189</b>	<b>472,718</b>

IV.—NUMBER, TONNAGE and CREWS of Vessels of each Nation CLEARED at Ports in the Colony of Hongkong  
in the Year 1892.

NATIONALITY OF VESSELS.	CLEARED.								
	WITH CARGOES.			IN BALLAST.			TOTAL.		
	Vessels.	Tons.	Crews.	Vessels.	Tons.	Crews.	Vessels.	Tons.	Crews.
American, .....	37	60,131	1,859	8	10,265	147	45	70,396	2,006
Austrian, .....	22	42,188	1,266	...	...	...	22	42,188	1,266
British, .....	3,008	3,547,457	144,032	169	221,057	5,800	3,177	3,768,514	149,832
Chinese, .....	229	249,132	12,135	1	938	50	230	250,070	12,185
Chinese Junks, .....	15,344	1,198,811	189,568	7,091	387,014	72,924	22,435	1,585,825	262,492
Danish, .....	99	44,498	2,130	2	752	39	101	45,250	2,169
Dutch, .....	35	42,914	1,675	4	3,506	122	39	46,420	1,797
French, .....	80	133,154	10,069	...	...	...	80	133,154	10,069
German, .....	555	538,542	19,161	112	101,107	3,109	667	639,649	22,270
Italian, .....	12	19,924	819	...	...	...	12	19,924	819
Japanese, .....	15	21,548	817	21	31,941	922	36	53,489	1,739
Norwegian, .....	9	6,308	181	25	31,624	663	34	37,932	844
Russian, .....	1	2,005	74	...	...	...	1	2,005	74
Siamese, .....	1	654	18	...	...	...	1	654	18
Spanish, .....	24	14,711	1,069	6	2,858	231	30	17,569	1,300
<b>TOTAL, .....</b>	<b>19,471</b>	<b>5,921,977</b>	<b>384,873</b>	<b>7,439</b>	<b>791,062</b>	<b>84,007</b>	<b>26,910</b>	<b>6,713,039</b>	<b>468,880</b>



VII.—*Total Number, Tonnage, Crews and Passengers of Junks ENTERED from Macao, during the Year ending 31st December, 1892.*

	CARGO.				BALLAST.				TOTAL.			
	Vessels.	Tons.	Crews.	Passengers.	Vessels.	Tons.	Crews.	Passengers.	Vessels.	Tons.	Crews.	Passengers.
Victoria, .....	565	86,022	14,600	10	80	9,514	1,048	82	645	95,536	15,648	92
Total, ...	565	86,022	14,600	10	80	9,514	1,048	82	645	95,536	15,648	92

VIII.—*Total Number, Tonnage, Crews and Passengers of Junks CLEARED for Macao, during the Year ending 31st December, 1892.*

	CARGO.				BALLAST.				TOTAL.			
	Vessels.	Tons.	Crews.	Passengers.	Vessels.	Tons.	Crews.	Passengers.	Vessels.	Tons.	Crews.	Passengers.
Victoria, .....	634	94,070	15,438	75	24	2,694	364	2	658	96,764	15,802	77
Total, ...	634	94,070	15,438	75	24	2,694	364	2	658	96,764	15,802	77

IX.—*Total Number, Tonnage, Crews and Passengers of Junks ENTERED at each Port in the Colony of Hongkong, from Ports on the Coast of China and Formosa, during the Year ending 31st December, 1892.*

	CARGO.				BALLAST.				TOTAL.			
	Vessels.	Tons.	Crews.	Passengers.	Vessels.	Tons.	Crews.	Passengers.	Vessels.	Tons.	Crews.	Passengers.
Aberdeen, ...	575	26,190	5,469	303	321	14,670	4,270	27	896	40,860	9,739	330
Hungbòm, ...	555	10,920	2,665	163	541	31,133	5,415	11	1,096	42,053	8,080	174
Shaukiwán, ...	526	20,502	4,493	274	1,219	74,450	12,075	53	1,745	94,952	16,568	327
Stanley, .....	151	5,773	1,171	73	27	738	341	...	178	6,511	1,512	73
Victoria, .....	10,230	703,751	120,330	80,024	3,054	230,167	34,769	28,148	13,284	933,918	155,099	108,172
Yaumáti, .....	1,899	177,550	23,000	80	3,012	214,871	57,804	64	4,911	392,421	60,804	144
Total, ...	13,936	944,686	157,128	80,917	8,174	566,029	94,674	28,303	22,110	1,510,715	251,802	109,220

X.—*Total Number, Tonnage, Crews and Passengers of Junks CLEARED at each Port in the Colony of Hongkong, for Ports on the Coast of China and Formosa, during the Year ending 31st December, 1892.*

	CARGO.				BALLAST.				TOTAL.			
	Vessels.	Tons.	Crews.	Passengers.	Vessels.	Tons.	Crews.	Passengers.	Vessels.	Tons.	Crews.	Passengers.
Aberdeen, ...	231	5,807	1,680	231	665	35,053	8,059	168	896	40,860	9,739	459
Hungbòm, ...	362	24,925	2,832	200	732	17,115	5,240	17	1,094	42,040	8,072	217
Shaukiwán, ...	945	59,043	7,502	115	731	33,750	8,636	53	1,676	92,793	16,138	168
Stanley, .....	74	5,065	723	63	104	1,446	789	1	178	6,511	1,512	64
Victoria, .....	10,485	829,032	135,722	106,422	2,687	97,616	18,499	6,641	13,172	926,648	154,221	113,063
Yaumáti, .....	2,613	180,869	25,671	197	2,148	199,340	31,337	698	4,761	380,209	57,008	895
Total, ...	14,710	1,104,741	174,130	107,288	7,067	384,320	72,560	7,578	21,777	1,489,061	246,690	114,866

XI.—Grand Total Number, Tonnage, Crews and Passengers of Junks ENTERED at each Port in the Colony of Hongkong (exclusive of Local Trade), during the Year ending 31st December, 1892.

	CARGO.				BALLAST.				TOTAL.			
	Vessels.	Tons.	Crews.	Passengers.	Vessels.	Tons.	Crews.	Passengers.	Vessels.	Tons.	Crews.	Passengers.
Aberdeen, ...	575	26,190	5,469	303	321	14,670	4,270	27	896	40,860	9,739	330
Hunghòm, ...	555	10,920	2,665	163	541	31,133	5,415	11	1,096	42,053	8,080	174
Shaukiwán, ...	526	20,502	4,493	274	1,219	74,450	12,075	53	1,745	94,952	16,568	327
Stanley, .....	151	5,773	1,171	73	27	738	341	...	178	6,511	1,512	73
Victoria, .....	10,795	789,773	134,930	80,034	3,134	239,681	35,817	28,230	13,929	1,029,454	170,747	108,264
Yaumáti, .....	1,899	177,550	23,000	80	3,012	214,871	37,804	64	4,911	392,421	60,804	144
Total, ...	14,501	1,030,708	171,728	80,927	8,254	575,543	95,722	28,385	22,755	1,606,251	267,450	109,312

XII.—Grand Total Number, Tonnage, Crews and Passengers of Junks CLEARED at each Port in the Colony of Hongkong (exclusive of Local Trade), during the Year ending 31st December, 1892.

	CARGO.				BALLAST.				TOTAL.			
	Vessels.	Tons.	Crews.	Passengers.	Vessels.	Tons.	Crews.	Passengers.	Vessels.	Tons.	Crews.	Passengers.
Aberdeen, ...	231	5,807	1,680	291	665	35,053	8,059	168	896	40,860	9,739	459
Hunghòm, ...	362	24,925	2,832	200	732	17,115	5,240	17	1,094	42,040	8,072	217
Shaukiwán, ...	945	59,043	7,502	115	731	33,750	8,636	53	1,676	92,793	16,138	168
Stanley, .....	74	5,065	723	63	104	1,446	789	1	178	6,511	1,512	64
Victoria, .....	11,119	923,102	151,160	106,497	2,711	100,310	18,863	6,643	13,830	1,023,412	170,023	113,140
Yaumáti, .....	2,613	180,869	25,671	197	2,148	199,340	31,337	698	4,761	380,209	57,008	895
Total, ...	15,344	1,198,811	189,568	107,363	7,091	387,014	72,924	7,580	22,435	1,585,825	262,492	114,943

XIII.—Return of Junks (Local Trade) ENTERED at the Port of Victoria from the Out-stations of the Island and the Villages in British Kaulung, during the Year ending 31st December, 1892.

	CARGO.				BALLAST.				TOTAL.			
	Vessels.	Tons.	Crews.	Passengers.	Vessels.	Tons.	Crews.	Passengers.	Vessels.	Tons.	Crews.	Passengers.
Victoria, .....	7,977	293,537	96,814	2,737	1,239	38,162	10,555	3,222	9,216	331,699	107,369	5,959
Total, ...	7,977	293,537	96,814	2,737	1,239	38,162	10,555	3,222	9,216	331,699	107,369	5,959

XIV.—Return of Junks (Local Trade) CLEARED from the Port of Victoria for the Out-stations of the Island and the Villages in British Kaulung, during the Year ending 31st December, 1892.

	CARGO.				BALLAST.				TOTAL.			
	Vessels.	Tons.	Crews.	Passengers.	Vessels.	Tons.	Crews.	Passengers.	Vessels.	Tons.	Crews.	Passengers.
Victoria, .....	2,373	55,409	17,404	3,867	6,927	279,513	90,395	6	9,300	334,922	107,799	5,873
Total, ...	2,373	55,409	17,404	3,867	6,927	279,513	90,395	6	9,300	334,922	107,799	5,873

## XV.—SUMMARY.

FOREIGN TRADE.	No. OF VESSELS.	TONS.	CREWS.
British Vessels <i>entered</i> with Cargoes,.....	3,095	3,757,830	147,064
Do. <i>do.</i> in Ballast, .....	104	49,979	1,984
Total,.....	3,199	3,807,809	149,048
British Vessels <i>cleared</i> with Cargoes,.....	3,008	3,547,457	144,005
Do. <i>do.</i> in Ballast, .....	169	221,057	5,800
Total, .....	3,177	3,768,514	149,805
Total of <i>all</i> British Vessels <i>entered</i> and <i>cleared</i> , .....	6,376	7,576,323	298,853
Foreign Vessels <i>entered</i> with Cargoes, .....	15,735	2,338,339	226,317
Do. <i>do.</i> in Ballast,.....	8,320	627,041	97,353
Total,.....	24,055	2,965,380	323,670
Foreign Vessels <i>cleared</i> with Cargoes, .....	16,463	2,374,520	240,868
Do. <i>do.</i> in Ballast, .....	7,270	570,005	78,207
Total,.....	23,733	2,944,525	319,075
Total of <i>all</i> Foreign Vessels <i>entered</i> and <i>cleared</i> ,.....	47,788	5,909,905	642,745
Total of <i>all</i> Vessels <i>entered</i> with Cargoes,.....	18,830	6,096,169	373,381
Do. <i>do.</i> in Ballast, .....	8,424	677,020	99,337
Total of <i>all</i> Vessels <i>entered</i> , .....	27,254	6,773,189	472,718
Total of <i>all</i> Vessels <i>cleared</i> with Cargoes, .....	19,471	5,921,977	384,873
Do. <i>do.</i> in Ballast, .....	7,439	791,062	84,007
Total of <i>all</i> Vessels <i>cleared</i> , .....	26,910	6,713,039	468,880
Total of <i>all</i> Vessels <i>entered</i> and <i>cleared</i> with Cargoes,.....	38,301	12,018,146	758,254
Do. <i>do.</i> <i>do.</i> in Ballast, .....	15,863	1,468,082	183,344
Total of <i>all</i> Vessels engaged in <i>Foreign Trade only</i> , <i>entered</i> and <i>cleared</i> , ...	54,164	13,486,228	941,598
<b>LOCAL TRADE.</b>			
Total of <i>all</i> Vessels <i>entered</i> , .....	9,216	331,699	107,369
Do. <i>cleared</i> , .....	9,300	334,922	107,799
Total of <i>all</i> Vessels engaged in <i>Local Trade only</i> , <i>entered</i> and <i>cleared</i> , ...	18,516	666,621	215,168
Total of <i>all</i> Vessels engaged in <i>Foreign Trade only</i> , <i>entered</i> and <i>cleared</i> , .....	54,164	13,486,228	941,598
Do. <i>do.</i> in <i>Local Trade only</i> , <i>do.</i> .....	18,516	666,621	215,168
Grand Total of <i>all</i> Vessels <i>entered</i> and <i>cleared</i> , .....	72,680	14,152,849	1,156,766

## SUMMARY OF ALL CHINESE PASSENGERS.

NAMES OF PLACES.		
From Ports other than in China or Japan, .....		97,971
Do. in China and Japan, .....		646,120
Do. in Macao, .....		53,612
Do. in Villages of the Colony,.....		5,959
Total <i>Arrivals</i> ,.....		803,662
Left for Ports other than in China or Japan, .....		52,143
Do. in China and Japan, .....		686,710
Do. in Macao,.....		50,486
Do. in Villages of the Colony, .....		5,873
Total <i>Departures</i> ,.....		795,212
Excess of Arrivals over Departures, .....		8,450
Grand Total of <i>Arrivals</i> and <i>Departures</i> , .....		1,598,874

## XVI.—RETURN of VESSELS REGISTERED at the Port of Hongkong, during the Year 1892.

Name of Vessel.	Official Number.	Registered Tonnage.	Horse Power.	Rig.	Built of	Where built and when.	Remarks.
Pekin, str., .....	95,860	118.38	40	Schooner	Wood	Mongkok, Yaumati, 1891.	
Kwong Mo, str., .....	95,861	102.15	80	Fore & aft Schooner	Composite	Whampoa, China, 1889.	Foreign name <i>Kwong Mo</i> .
Maroon, .....	6,947	361.62	...	Barque	Wood	Bristol, 1855.	Since lost near Fusan, Korea.
Hongay, str., .....	70,670	1,563.55	220	Schooner	Iron	Middlesbro, 1874.	Late <i>Torrington</i> .

## XVII.—RETURN of REGISTRIES of VESSELS cancelled at the Port of Hongkong, during the Year 1892.

Name of Vessel.	Official Number.	Registered Tonnage.	Date of Registry.	Horse Power.	Rig.	Built of	Where built and when.	Reason of Cancellation.
Kiu Kiang, str., ...	50,662	1,284.22	1867	300	None	Wood	New York, 1864.	Sold to be broken up at Canton.
Diamante, str., ....	77,448	514.13	1879	120	Schooner	Iron	Aberdeen, Scotland, 1878.	Sold to Foreigners at Hiogo, Japan.
Haiphong, str., ....	88,838	1,121.95	1885	170	Schooner	Iron	Low Walker, Newcastle-on-Tyne, 1885.	Stranded near Iroosaki Light, Coast of Japan.
Dorothy, .....	49,660	310.47	1890	...	Barque	Wood	Gloucester, 1864.	Sold to be broken up at Canton.
Maroon, .....	6,947	361.62	1892	...	Barque	Wood	Bristol, 1855.	Lost near Fusan, Korea.

## XVIII.—AMOUNT of FEES received under the Merchant Shipping Act, 1855, and Table B of Ordinance No. 26 of 1891, in the Harbour Department, during the Year 1892.

Matter or Duty in respect of which Fee taken.	Number.	Fee.	Amount.	Remarks.
Alteration in Agreements with Seamen,.....	1	\$ 1	\$ 1	
Certifying Desertion, .....	71	1	71	
Copy from Registry Book, .....	2	5	10	
Declaration of Ownership, .....	6	2	12	
Endorsement of change of Master, .....	30	1	30	
Endorsement of change of Ownership, .....	1	2	2	
Granting Certificate of Imperial Registry,.....	4	15	60	
Inspection of Registry,.....	2	1	2	
Recording Mortgage of Ship, .....	5	5	25	
Recording Discharge of Mortgage, .....	1	5	5	
Recording Sale of Ship, .....	1	5	5	
Registering Certificate of Sale, .....	1	2	2	
Total,.....		\$	225	

XIX.—RETURN of CHINESE PASSENGER SHIPS cleared by the Emigration Officer, Hongkong, during the Year ending the 31st day of December, 1892.

No.	DATE CLEARED.	SHIP'S NAME.	TONS.	NATION-ALITY OF SHIP.	MASTER'S NAME.	WHITHER BOUND.	ADULTS.		CHILDREN.		TOTAL.
							M.	F.	M.	F.	
1	January 5	Empress of Japan, str. ....	3,003	British	G. A. Lee	Victoria, B.C.	185	...	...	...	185
2	" 5	Agamemnon, str. ....	1,491	"	O. P. Williams	Straits Settlements	270	43	7	5	325
3	" 9	Wing Sang, str. ....	1,517	"	d'A. de Ste. Croix	"	477	96	12	15	600
4	" 12	Diomed, str. ....	1,432	"	E. G. Dickens	"	142	...	...	...	142
5	" 13	China, str. ....	2,401	"	W. B. Seabury	San Francisco	38	8	...	...	46
6	" 14	Arratoon Apcar, str. ....	1,392	"	J. E. Hansen	Straits Settlements	200	67	4	1	272
7	" 20	Nestor, str. ....	1,269	"	J. S. Thompson	"	166	15	4	1	186
8	" 23	Belgie, str. ....	2,695	"	W. H. Walker	San Francisco	23	4	2	1	30
9	" 25	Chelydra, str. ....	1,574	"	R. Cass	Straits Settlements	175	13	3	2	193
10	" 26	Melpomene, str. ....	1,943	Austrian	A. Mitis	"	79	15	4	2	100
11	February 2	Empress of China, str. ....	3,003	British	H. Pybus	Victoria, B.C.	236	...	...	...	236
12	" 8	Teheran, str. ....	1,670	"	J. F. Jephson	Straits Settlements	140	2	...	1	143
13	" 9	Kutsang, str. ....	1,495	"	W. H. Jackson	"	82	8	4	2	96
14	" 9	Zambesi, str. ....	1,565	"	G. J. Edwards	Victoria, B.C.	71	...	...	...	78
15	" 17	Japan, str. ....	1,865	"	J. G. Olifent	Portland, Oregon	7	...	...	...	7
16	" 19	Oceanic, str. ....	2,440	"	W. M. Smith	Straits Settlements	221	25	7	2	255
17	" 23	Dardanus, str. ....	1,507	"	T. Purdy	Honolulu	225	12	11	3	337
18	" 23	Choysang, str. ....	1,194	"	R. C. D. Bradley	San Francisco	74	5	...	2	79
19	" 24	Elektra, str. ....	1,996	Austrian	C. Bellen	Straits Settlements	218	21	3	2	244
20	" 24	Argus, str. ....	1,822	British	E. Johnson	"	74	4	1	...	79
21	March 1	Empress of India, str. ....	3,003	"	O. P. Marshall	Victoria, B.C.	293	...	1	...	294
22	" 2	Lombardy, str. ....	1,571	"	F. Cole	Straits Settlements	558	36	6	6	606
23	" 5	Arratoon Apcar, str. ....	1,392	"	J. E. Hansen	"	693	60	11	10	774
24	" 5	Continental, str. ....	672	Dutch	C. Scharl	"	131	...	...	...	131
25	" 8	Batavia, str. ....	1,662	British	J. R. Hill	Victoria, B.C.	42	...	...	...	47
26	" 10	Gaelic, str. ....	2,691	"	W. G. Pearne	Portland, Oregon	5	...	...	...	5
27	" 10	Thibet, str. ....	1,665	"	L. M. Wibmer	San Francisco	205	3	...	1	209
28	" 12	Chelydra, str. ....	1,574	"	R. Cass	Straits Settlements	310	12	6	2	330
29	" 12	Bormida, str. ....	1,499	Italian	F. Susini	"	342	30	2	4	378
30	" 15	Cyclops, str. ....	1,363	British	H. Nish	"	321	24	1	...	346
31	" 18	Gwalior, str. ....	1,648	"	F. Speck	"	294	34	3	6	337
32	" 19	Lightning, str. ....	2,124	"	J. G. Spence	"	252	12	5	...	269
33	" 23	China, str. ....	2,401	"	W. B. Seabury	San Francisco	373	20	2	3	398
34	" 26	Orestes, str. ....	1,279	"	J. Barr	Straits Settlements	202	10	...	2	214
35	" 28	Brindisi, str. ....	2,129	"	E. Street	"	112	...	...	...	112
36	" 29	Kutsang, str. ....	1,495	"	W. H. Jackson	"	378	16	5	...	399
37	" 29	Empress of Japan, str. ....	3,003	"	G. A. Lee	"	690	67	20	8	791
38	April 1	Borneo, str. ....	1,490	Dutch	H. Klein	Victoria, B.C.	516	...	3	...	519
39	" 2	Venetia, str. ....	1,551	British	T. F. Creery	Straits Settlements	333	15	2	6	356
40	" 5	Belgie, str. ....	2,695	"	W. H. Walker	"	281	23	4	1	309
41	" 5	Bellerophon, str. ....	1,356	"	W. E. Guthrie	San Francisco	205	11	1	1	218
42	" 5	Japan, str. ....	1,865	"	J. G. Olifent	Straits Settlements	131	2	...	...	133
43	" 6	Berenice, str. ....	1,633	Austrian	P. Mersa	"	181	16	2	1	200
44	" 8	Achilles, str. ....	1,488	British	R. Day	"	225	20	6	1	252
45	" 9	Bisagno, str. ....	1,499	Italian	L. Baccarini	"	147	24	...	1	172
46	" 13	Wing Sang, str. ....	1,517	British	d'A. de Ste. Croix	"	516	62	15	8	601
47	" 14	Nizam, str. ....	1,615	"	G. L. Langborne	"	376	23	5	4	408
48	" 14	Laertes, str. ....	1,351	"	R. F. Seale	"	110	5	2	1	118
49	" 16	Empress of China, str. ....	3,003	"	R. Archibald	Victoria, B.C.	360	...	...	...	360
50	" 16	City of Peking, str. ....	3,129	American	R. R. Searle	Honolulu	569	31	17	9	792
51	" 20	Arratoon Apcar, str. ....	1,392	British	J. E. Hansen	San Francisco	152	12	2	...	166
52	" 26	Thisbe, str. ....	1,789	Austrian	F. Kossovich	Straits Settlements	735	69	14	10	828
53	" 26	Myrmidon, str. ....	1,815	British	R. Nelson	"	531	105	8	11	705
54	" 28	Oceanic, str. ....	2,440	"	W. M. Smith	"	623	26	6	...	655
55	" 30	Chelydra, str. ....	1,574	"	R. Cass	San Francisco	286	8	2	1	297
56	May 3	Thibet, str. ....	1,665	"	L. M. Wibmer	Straits Settlements	605	83	19	12	719
57	" 7	Empress of India, str. ....	3,003	"	O. P. Marshall	"	502	36	13	4	555
58	" 7	Lightning, str. ....	2,124	"	J. G. Spence	Victoria, B.C.	450	...	2	...	452
59	" 10	City of Rio de Janeiro, str. ....	2,275	American	W. Ward	Straits Settlements	396	57	14	14	481
60	" 11	Bormida, str. ....	1,499	Italian	F. Susini	San Francisco	250	2	...	...	252
61	" 13	Lombardy, str. ....	1,571	British	F. Cole	Straits Settlements	413	41	3	4	461
62	" 14	Kutsang, str. ....	1,495	"	W. H. Jackson	"	270	10	6	3	289
63	" 17	Independent, str. ....	871	German	J. Scharl	"	532	54	10	4	600
64	" 18	Teheran, str. ....	1,670	British	C. H. S. Tocque	Mauritius	311	...	3	...	314
65	" 21	Gaelic, str. ....	2,691	"	W. G. Pearne	Straits Settlements	150	3	6	1	160
66	" 21	Phra Nang, str. ....	1,021	"	W. H. Watton	Straits Settlements	480	69	9	9	567
67	" 24	Japan, str. ....	1,865	"	A. G. Hamilton	San Francisco	262	8	4	2	276
68	" 26	Maria Teresa, str. ....	1,922	Austrian	R. Deperis	Victoria, B.C.	61	...	...	...	74
69	" 28	Empress of Japan, str. ....	3,003	British	G. A. Lee	Tacoma, U.S.A.	13	...	...	...	13
70	" 28	Gwalior, str. ....	1,648	"	F. Speck	Straits Settlements	522	45	5	2	574
71	" 31	Wing Sang, str. ....	1,517	"	d'A. de Ste. Croix	"	227	55	7	2	291
72	" 31	Siam, str. ....	992	"	J. M. Tulloch	Victoria, B.C.	376	...	2	...	379
73	June 2	China, str. ....	2,401	"	W. B. Seabury	Straits Settlements	189	10	3	3	205
74	" 4	Agamemnon, str. ....	1,491	"	O. P. Williams	"	142	53	6	12	213
75	" 7	Venetia, str. ....	1,551	"	T. F. Creery	"	155	11	3	...	169
76	" 7	Arratoon Apcar, str. ....	1,392	"	J. E. Hansen	San Francisco	149	11	1	...	161
77	" 10	Palmas, str. ....	1,660	"	W. Taylor	Straits Settlements	207	10	1	1	219
78	" 11	Batavia, str. ....	1,662	"	J. R. Hill	"	341	26	6	2	375
						Honolulu	228	65	8	9	310
						Victoria, B.C.	17	...	...	...	17
						Victoria, B.C.	24	...	...	...	41
						Tacoma, U.S.A.	35	...	...	...	35
							20	...	...	...	20
		Carried forward,.....	142,536			Carried forward,.....	22,470	1,776	353	224	24,823

## RETURN of CHINESE PASSENGER SHIPS cleared by the Emigration Officer, Hongkong,—Continued.

No.	DATE CLEARED.	SHIP'S NAME.	TONS.	NATION-ALITY OF SHIP.	MASTER'S NAME.	WHITHER BOUND.	ADULTS.		CHILDREN.		TOTAL.
							M.	F.	M.	F.	
		<i>Brought forward,</i> .....	142,536			<i>Brought forward,</i>	22,470	1,776	353	224	24,823
79	June 11	Bisagno, str.....	1,499	Italian	L. Baccérini	Straits Settlements	417	37	1	2	457
80	" 14	Belgic, str. ....	2,695	British	W. H. Walker	San Francisco	247	...	...	...	247
81	" 14	Kongsee, str. ....	696	"	H. McGill	Straits Settlements	188	2	...	...	190
82	" 15	Cheydra, str. ....	1,574	"	R. Cass	"	567	88	10	19	(84
83	" 18	Empress of China, str. ...	3,003	"	R. Archibald	Victoria, B.C.	113	...	...	...	274
						Vancouver, B.C.	158	...	3	...	
84	" 18	Loo Sok, str. ....	1,020	"	A. Benson	Victoria, B.C.	20	...	...	...	43
						Tacoma, U.S.A.	23	...	...	...	
85	" 21	Nizam, str. ....	1,615	"	G. L. Langborne	Straits Settlements	438	32	14	1	485
86	" 24	Lightning, str.....	2,124	"	J. G. Spence	"	190	42	3	4	239
87	" 25	City of Peking, str.....	3,129	American	R. R. Searle	San Francisco	84	6	...	...	90
88	" 25	Melpomene, str. ....	1,943	Austrian	A. Mitis	Straits Settlements	212	81	5	9	307
89	" 30	Bantam, str. ....	1,457	Dutch	L. Vander Valk	"	198	18	8	2	226
90	July 2	Glenorchy, str.....	1,822	British	J. Ferguson	"	115	26	3	6	150
91	" 2	Else, str. ....	747	German	C. Christensen	"	116	6	1	1	124
92	" 5	Kutsang, str. ....	1,495	British	W. H. Jackson	"	272	60	11	5	348
93	" 7	Oceanic, str.....	2,440	"	W. M. Smith	Honolulu	294	35	31	13	486
						San Francisco	108	1	4	...	
94	" 9	Empress of India, str. ....	3,003	"	O. P. Marshall	Victoria, B.C.	97	...	...	...	198
						Vancouver, B.C.	101	...	...	...	
95	" 9	Devawongse, str.....	1,057	"	G. Anderson	Victoria, B.C.	14	...	...	...	36
						Tacoma, U.S.A.	22	...	...	...	
96	" 9	Shantung, str. ....	1,835	"	W. B. Hardinge	Straits Settlements	242	45	6	1	294
97	" 12	Bornida, str. ....	1,499	Italian	F. Susini	"	214	41	5	4	264
98	" 12	Lombardy, str.....	1,571	British	F. Cole	"	199	29	5	2	235
99	" 14	Arday, str. ....	1,081	"	J. Thom	"	138	27	5	4	174
100	" 19	City of Rio de Janeiro, str.	2,275	American	J. M. Cavarly	San Francisco	56	2	...	1	59
101	" 20	Wing Sang, str. ....	1,517	British	d'A. de Ste. Croix	Straits Settlements	329	82	12	7	430
102	" 21	Thibet, str. ....	1,605	"	L. M. Wibmer	"	190	23	3	2	218
103	" 23	Teheran, str. ....	1,670	"	C. H. S. Tocque	"	143	7	4	1	155
104	" 26	Arratoon Apcar, str. ....	1,392	"	J. E. Hansen	"	110	67	6	5	188
105	" 26	Elektra, str. ....	1,996	Austrian	G. Mariani	"	129	48	2	5	184
106	" 28	Gwalior, str.....	1,648	British	F. Speck	"	154	17	5	4	180
107	" 29	Borneo, str. ....	1,490	Dutch	H. Klein	"	84	19	2	2	107
108	" 30	Empress of Japan, str. ...	3,003	British	G. A. Lee	Victoria, B.C.	44	1	...	...	123
						Vancouver, B.C.	77	1	...	...	
109	" 30	Gaelic, str. ....	2,691	"	W. G. Pearne	San Francisco	165	2	1	...	168
110	August 3	Chelydra, str. ....	1,574	"	R. Cass	Straits Settlements	193	30	5	2	230
111	" 4	Venetia, str. ....	1,551	"	T. F. Creery	"	135	16	2	2	155
112	" 4	Hupeh, str. ....	1,846	"	T. Quail	"	116	34	...	5	155
113	" 11	Bisagno, str. ....	1,499	Italian	L. Baccérini	"	231	84	7	5	327
114	" 11	Glenfruin, str. ....	1,892	British	E. Norman	"	107	39	4	9	159
115	" 13	Lightning, str. ....	2,124	"	J. G. Spence	"	180	56	8	8	252
116	" 16	Nizam, str. ....	1,615	"	F. N. Tillard	"	247	16	4	4	271
117	" 18	Telemachus, str. ....	1,397	"	H. Jones	"	143	32	2	3	180
118	" 20	Empress of China, str. ...	3,003	"	R. Archibald	Victoria, B.C.	51	...	...	...	141
						Vancouver, B.C.	90	...	...	...	
119	" 20	China, str. ....	2,401	"	W. B. Seabury	Honolulu	77	11	11	5	196
						San Francisco	81	7	2	2	358
120	" 23	Kutsang, str. ....	1,495	"	W. H. Jackson	Straits Settlements	299	50	6	3	178
121	" 23	Shantung, str.....	1,835	"	W. B. Hardinge	"	144	29	4	1	240
122	" 26	Berenice, str. ....	1,633	Austrian	P. Mersa	"	166	57	4	13	86
123	" 27	Bantam, str. ....	1,457	Dutch	L. Vander Valk	"	82	3	1	...	66
124	" 30	Belgic, str. ....	2,695	British	W. H. Walker	San Francisco	53	7	5	1	329
125	" 31	Catherine Apcar, str. ....	1,734	"	J. G. Olifent	Straits Settlements	346	36	9	7	329
126	Sept. 3	Lombardy, str.....	1,571	"	F. Cole	"	299	23	2	5	162
127	" 7	Palamedy, str.....	1,439	"	C. Jackson	"	148	10	3	1	257
128	" 7	Wing Sang, str. ....	1,517	"	d'A. de Ste. Croix	"	180	57	13	7	29
129	" 8	Peru, str. ....	2,540	American	W. Ward	San Francisco	25	4	...	...	114
130	" 10	Empress of India, str. ....	3,003	British	O. P. Marshall	Victoria, B.C.	21	...	1	...	
						Vancouver, B.C.	92	...	...	...	
131	" 10	Bornida, str. ....	1,499	Italian	F. Susini	Straits Settlements	230	41	8	4	283
132	" 14	Arratoon Apcar, str. ....	1,392	British	J. E. Hansen	"	477	75	9	10	571
133	" 19	Palinurus, str.....	1,536	"	T. S. Jackson	"	132	22	1	2	157
134	" 20	Oceanic, str. ....	2,440	"	W. M. Smith	San Francisco	79	2	2	...	83
135	" 23	Borneo, str. ....	1,490	Dutch	H. Klein	Straits Settlements	244	13	1	3	261
136	" 24	Chelydra, str. ....	1,574	British	R. Cass	"	329	32	6	8	375
137	" 26	Achilles, str.....	1,488	"	T. Battlett	"	123	23	1	2	149
138	" 26	Thisbe, str. ....	1,789	Austrian	F. Kossovich	"	129	59	2	8	198
139	" 28	Thibet, str. ....	1,665	British	L. M. Wibmer	"	270	50	6	10	336
140	" 29	City of Rio de Janeiro, str.	2,275	American	J. T. Smith	San Francisco	48	2	...	...	50
141	" 30	Lightning, str. ....	2,124	British	J. G. Spence	Straits Settlements	285	84	11	7	387
142	Oct. 4	Zambesi, str. ....	1,565	"	G. J. Edwards	Victoria, B.C.	41	...	...	...	88
						Tacoma, U.S.A.	47	...	...	...	
143	" 7	Malacca, str. ....	2,616	"	P. W. Case	Straits Settlements	278	19	2	3	302
144	" 8	Empress of Japan, str. ....	3,003	"	G. A. Lee	Victoria, B.C.	70	...	1	...	208
						Vancouver, B.C.	134	...	3	...	
145	" 11	Kutsang, str. ....	1,495	"	W. H. Jackson	Straits Settlements	395	100	14	13	522
146	" 11	Laertes, str.....	1,351	"	R. F. Scale	"	186	10	...	3	199
147	" 12	Gaelic, str. ....	2,691	"	W. G. Pearne	Honolulu	211	25	21	4	352
						San Francisco	85	5	1	...	
148	" 12	Gwalior, str.....	1,648	"	F. Speck	Straits Settlements	252	34	5	4	295
149	" 15	Bisagno, str.....	1,499	Italian	L. Baccérini	"	198	26	...	2	226
150	" 15	Cyclops, str. ....	1,363	British	H. Nish	"	97	9	2	1	109
151	" 20	Catherine Apcar, str. ....	1,734	"	J. G. Olifent	"	281	13	3	1	298
152	" 20	Bantam, str.....	1,457	Dutch	L. Vander Valk	"	209	10	...	1	222
153	" 22	City of Peking, str.....	3,129	American	R. R. Searle	San Francisco	61	...	...	...	61
		<i>Carried forward,</i> .....	281,882			<i>Carried forward,</i> .....	37,135	3,876	697	493	42,201

## RETURN of CHINESE PASSENGER SHIPS cleared by the Emigration Officer, Hongkong,—Continued.

No.	DATE CLEARED.	SHIP'S NAME.	TONS.	NATION- ALITY OF SHIP.	MASTER'S NAME.	WHITHER BOUND.	ADULTS.		CHILDREN.		TOTAL.
							M.	F.	M.	F.	
		<i>Brought forward</i> ,.....	281,882			<i>Brought forward</i> ,	37,135	3,876	697	493	42,201
154	Oct. 24	Glenartney, str. ....	1,944	British	J. McGregor	Straits Settlements	242	18	9	3	272
155	" 26	Maria Teresa, str. ....	1,922	Austrian	R. Deperis	"	219	57	7	4	287
156	" 29	Agamemnon, str. ....	1,491	British	O. P. Williams	"	221	38	4	1	264
157	Nov. 1	China, str. ....	2,401	"	W. B. Seabury	San Francisco	67	4	...	...	71
158	" 2	Empress of China, str. ....	3,003	"	R. Archibald	Victoria, B.C.	26	...	1	...	118
						Vancouver, B.C.	89	...	2	...	
159	" 3	Victoria, str. ....	1,992	"	J. Pantou	Victoria, B.C.	46	...	...	...	102
						Tacoma, U.S.A.	56	...	...	...	
160	" 3	Wing Sang, str. ....	1,517	"	d'A. de Ste. Croix	Straits Settlements	599	111	13	8	731
161	" 8	Arratoon Apear, str. ....	1,392	"	J. E. Hansen	"	271	111	10	4	396
162	" 8	Independent, str. ....	871	German	J. Schall	"	94	...	...	...	280
						Mauritius	174	9	9	...	
163	" 9	Teheran, str. ....	1,670	British	C. H. S. Toeque	Straits Settlements	226	31	6	5	268
164	" 10	Belgie, str. ....	2,695	"	W. H. Walker	San Francisco	56	4	...	1	61
165	" 11	Polyphemus, str. ....	1,813	"	W. Lee	Straits Settlements	281	33	2	3	319
166	" 15	Bornida, str. ....	1,499	Italian	F. G. Ansaldo	"	265	38	10	6	319
167	" 16	Chelydra, str. ....	1,574	British	R. Cass	"	294	32	3	4	333
168	" 19	Nestor, str. ....	1,269	"	J. S. Thompson	"	148	21	9	1	179
169	" 19	Peru, str. ....	2,540	American	W. Ward	San Francisco	52	5	...	...	57
170	" 23	Lightning, str. ....	2,124	British	J. G. Spence	Straits Settlements	357	85	8	7	457
171	" 26	Maria Valerie, str. ....	2,644	Austrian	A. Mitis	"	79	51	3	7	140
172	" 29	Kutsang, str. ....	1,495	British	W. H. Jackson	"	497	47	1	15	569
173	" 30	Empress of India, str. ....	3,003	"	O. P. Marshall	Victoria, B.C.	125	...	...	...	321
						Vancouver, B.C.	191	...	5	...	
174	Dec. 1	Tacoma, str. ....	1,662	"	J. R. Hill	Victoria, B.C.	42	...	...	...	75
						Tacoma, U.S.A.	33	...	...	...	
175	" 1	Shantung, str. ....	1,835	"	H. C. D. Frampton	Straits Settlements	273	26	4	1	304
176	" 2	Oceanic, str. ....	2,440	"	W. M. Smith	San Francisco	98	4	2	...	104
177	" 7	Gouverneur Generaal's Jacob, str. ....	1,569	Dutch	A. J. de Blinde	Straits Settlements	320	17	2	1	340
178	" 8	Catherine Apear, str. ....	1,734	British	J. G. Olifent	"	221	53	12	11	298
179	" 8	Woosung, str. ....	1,169	"	L. Dawson	"	151	10	1	2	164
180	" 10	City of Rio de Janeiro, str.	2,275	American	J. T. Smith	Honolulu	175	16	14	3	252
						San Francisco	41	3	...	...	
181	" 17	Bisagno, str. ....	1,499	Italian	L. Maccerini	Straits Settlements	308	63	6	7	384
182	" 17	Wing Sang, str. ....	1,517	British	d'A. de Ste. Croix	"	415	41	8	10	474
183	" 20	Hupeh, str. ....	1,846	"	T. Quail	"	225	53	9	9	296
184	" 20	Gaelic, str. ....	2,691	"	W. G. Pearne	San Francisco	75	2	1	...	78
185	" 28	Empress of Japan, str. ....	3,003	"	G. A. Lee	Victoria, B.C.	23	...	...	...	104
						Vancouver, B.C.	81	...	...	...	
186	" 28	Phra Chom Klao, str. ....	1,012	"	J. Fowler	Straits Settlements	571	31	9	2	613
187	" 29	Arratoon Apear, str. ....	1,392	"	J. E. Hansen	"	145	56	4	6	211
188	" 29	Bantam, str. ....	1,457	Dutch	L. Vander Valk	"	212	38	7	4	261
189	" 29	Nanking, str. ....	855	Norwegian	U. Sorensen	"	106	1	...	...	107
190	" 30	Elektra, str. ....	1,996	Austrian	G. Mariani	"	132	50	5	2	189
191	" 30	Flintshire, str. ....	1,871	British	W. Dwyer	Victoria, B.C.	42	...	...	...	74
						Tacoma, U.S.A.	32	...	...	...	
192	" 31	City of Peking, str. ....	3,129	American	R. R. Searle	San Francisco	62	6	1	1	70
TOTAL TONS,.....			355,613	TOTAL PASSENGERS,.....			45,593	5,035	894	621	52,143

## SUMMARY.

	ADULTS.		CHILDREN.		TOTAL.
	M.	F.	M.	F.	
To Honolulu, Sandwich Islands, .....	1,569	130	105	37	1,841
" Mauritius, .....	324	6	15	1	346
" Portland, Oregon, U.S.A., .....	12	...	...	...	12
" San Francisco, U.S.A., .....	3,393	148	31	16	3,588
" Straits Settlements, .....	35,612	4,749	718	567	41,646
" Tacoma, U.S.A., .....	246	...	...	...	246
" Vancouver, British Columbia, .....	1,013	1	13	...	1,027
" Victoria, Do., .....	3,424	1	12	...	3,437
TOTAL PASSENGERS,.....					
	45,593	5,035	894	621	52,143

XX.—RETURN of VESSELS bringing CHINESE PASSENGERS to the Port of Victoria, Hongkong, from Places out of the Chinese Empire, during the Year ending the 31st day of December, 1892.

No.	DATE ARRIVED.	SHIP'S NAME.	TONS.	NATION-ALITY OF SHIP.	MASTER'S NAME.	WHERE FROM.	ADULTS.		CHILDREN.		TOTAL.
							M.	F.	M.	F.	
1	January 4	Canton, str. ....	2,044	British	Baker	Straits Settlements	218	2	1	...	221
2	" 4	Guthrie, str. ....	1,494	"	Helms	Port Darwin	10	...	...	...	72
						Thursday Island	5	...	...	...	
						Cooktown	3	...	...	...	
						Townsville	11	...	...	...	
						Sydney	36	...	...	...	
3	" 4	Niobe, str. ....	1,440	German	Thomsen	Melbourne	7	...	...	...	263
4	" 4	Wing Sang, str. ....	1,517	British	Ste. Croix	Straits Settlements	241	12	6	4	
						"	412	...	...	...	412
5	" 4	Changsha, str. ....	1,463	"	Williams	Port Darwin	11	...	...	...	86
						Cooktown	11	...	...	...	
						Townsville	8	...	...	...	
						Sydney	29	...	...	...	
						Melbourne	27	...	...	...	
6	" 5	China, str. ....	2,401	"	Seabury	San Francisco	593	12	8	3	616
7	" 5	Namchow, str. ....	1,109	"	Lee	Straits Settlements	329	4	6	2	341
8	" 6	Cardiganshire, str. ....	1,623	"	Parsons	"	30	...	...	...	30
9	" 7	Glenavon, str. ....	1,912	"	Jacobs	"	318	12	7	3	340
10	" 9	Arratoon Apcar, str. ....	1,392	"	Hansen	"	319	22	5	2	348
11	" 9	Empress of China, str. ....	3,003	"	Pybus	Vancouver, B.C.	289	2	7	3	301
12	" 13	Chingtu, str. ....	1,459	"	Hunt	Townsville	11	...	...	...	62
						Sydney	13	...	...	...	
						Melbourne	38	...	...	...	
						Straits Settlements	60	...	...	...	
						San Francisco	305	3	...	...	
13	" 14	Prometheus, str. ....	1,492	"	Webster	San Francisco	305	3	...	...	308
14	" 15	Belgic, str. ....	2,695	"	Walker	Victoria, B.C.	162	...	...	...	162
15	" 16	Sussex, str. ....	1,620	"	Holt	Straits Settlements	122	4	6	...	132
16	" 16	Nizam, str. ....	1,615	"	Langborne	"	45	...	...	...	45
17	" 16	Kintuck, str. ....	2,312	"	Thomson	"	261	6	11	1	279
18	" 18	Benalder, str. ....	1,294	"	McIntosh	"	509	4	2	...	515
19	" 18	Chelydra, str. ....	1,574	"	Cass	"	362	...	...	...	362
20	" 18	Mongkut, str. ....	859	"	Anderson	Bangkok	301	...	...	...	301
21	" 18	Glucksburg, str. ....	918	German	Thomsen	Straits Settlements	190	...	3	...	193
22	" 18	Melpomene, str. ....	1,848	Austrian	Mitis	"	29	...	...	...	29
23	" 20	Khedive, str. ....	2,132	British	Moule	"	410	12	7	6	435
24	" 20	Cheang Chew, str. ....	1,213	"	Webb	"	396	6	7	...	409
25	" 21	Bellona, str. ....	1,782	German	Schüder	"	156	10	4	2	172
26	" 23	Bayern, str. ....	2,576	"	Engelbart	"	272	6	4	8	290
27	" 25	Titan, str. ....	1,525	British	Brown	"	179	...	...	...	179
28	" 25	Ardgay, str. ....	1,081	"	Thom	"	128	3	1	4	136
29	" 26	Lightning, str. ....	2,124	"	Spence	"	241	5	2	...	248
30	" 26	Gleneagles, str. ....	1,838	"	Sommer	"	71	...	...	...	71
31	" 28	Benlawers, str. ....	1,484	"	Webster	"	35	2	...	...	37
32	" 29	Telemachus, str. ....	1,397	"	Jones	"	234	7	6	3	250
33	Feb. 1	Oopack, str. ....	1,730	"	Davies	"	76	...	...	...	76
34	" 1	Chow Fa, str. ....	1,055	"	Phillips	Bangkok	4	...	...	...	83
						Dilly, Timor	12	...	...	...	
						Port Darwin	12	...	...	...	
						Cooktown	12	...	...	...	
						Brisbane	8	...	...	...	
35	" 1	Catterthun, str. ....	1,406	"	Shannon	Sydney	24	...	...	...	97
						New Zealand	23	...	...	...	
36	" 1	City of Peking, str. ....	3,129	American	Searle	San Francisco	92	1	3	1	170
37	" 1	Taicheong, str. ....	828	German	Dahme	Straits Settlements	165	4	1	...	46
38	" 2	Dardanus, str. ....	1,507	British	Purdy	"	44	2	...	...	241
39	" 3	Kut Sang, str. ....	1,495	"	Jackson	"	234	5	2	...	35
40	" 3	Radnorshire, str. ....	1,889	"	Davies	"	35	...	...	...	55
41	" 4	Palamed, str. ....	1,489	"	Jackson	"	55	...	...	...	31
42	" 5	Zambesi, str. ....	1,565	"	Edwards	Victoria, B.C.	10	...	...	...	63
						Portland, Oregon	21	...	...	...	
43	" 5	Empress of India, str. ....	3,003	"	Marshall	Vancouver, B.C.	63	...	...	...	55
44	" 9	Cyclops, str. ....	1,363	"	Nish	Straits Settlements	55	...	...	...	108
45	" 11	Shanghai, str. ....	2,044	"	Hall	"	108	...	...	...	182
46	" 12	Japan, str. ....	1,865	"	Olifent	"	178	3	1	...	159
47	" 12	Oceanic, str. ....	2,440	"	Smith	San Francisco	151	6	2	...	26
48	" 15	Rohilla, str. ....	2,175	"	Tocque	Straits Settlements	26	...	...	...	98
						"	95	...	...	...	
49	" 15	Bantam, str. ....	1,457	Dutch	Vander Valk	Batavia	3	...	...	...	122
50	" 16	Elektra, str. ....	1,996	Austrian	Bellen	Straits Settlements	122	...	...	...	222
51	" 16	Oceana, str. ....	1,628	German	Behrens	"	222	...	...	...	198
52	" 16	Glenlyon, str. ....	1,410	British	Murray	"	195	3	...	...	147
53	" 19	Lombardy, str. ....	1,571	"	Cole	"	147	...	...	...	165
54	" 19	Ching Wo, str. ....	1,556	"	Grattan	"	158	4	3	...	683
55	" 20	Wing Sang, str. ....	1,517	"	Ste. Croix	"	655	22	4	2	100
56	" 20	Phra Chula Chom Klao, s.	1,012	"	Morris	Bangkok	100	...	...	...	83
						Port Darwin	7	...	...	...	
						Cooktown	4	...	...	...	
						Cairns	3	...	...	...	
						Townsville	7	...	...	...	
57	" 22	Tai Yuen, str. ....	1,459	"	Nelson	Sydney	10	...	...	...	863
						Melbourne	43	...	...	...	
58	" 22	Cheang Chew, str. ....	1,213	"	Webb	Straits Settlements	844	14	3	2	175
59	" 22	Telamon, str. ....	1,555	"	Jackson	"	169	5	1	...	292
60	" 22	Neckar, str. ....	1,492	German	Röben	"	267	14	8	3	352
61	" 23	Diamond, str. ....	1,030	British	Snow	"	337	9	4	2	419
62	" 24	Nam Yong, str. ....	984	"	Smith	"	392	16	7	4	207
63	" 25	Glenfalloch, str. ....	1,434	"	Darke	"	203	4	...	...	440
64	" 25	Arratoon Apcar, str. ....	1,392	"	Hansen	"	427	6	4	3	95
65	" 26	Tartar, str. ....	1,568	"	Bailey	"	95	...	...	...	54
66	" 29	Clyde, str. ....	2,198	"	Parfitt	"	54	...	...	...	
Carried forward.....			109,691			Carried forward.....	13,401	252	136	58	13,847

## RETURN of VESSELS bringing CHINESE PASSENGERS to the Port of Victoria, Hongkong,—Continued.

No.	DATE ARRIVED.	SHIP'S NAME.	TONS.	NATION-ALITY OF SHIP.	MASTER'S NAME.	WHERE FROM.	ADULTS.		CHILDREN.		TOTAL.
							M.	F.	M.	F.	
		<i>Brought forward</i> .....	109,691			<i>Brought forward</i> ...	13,401	252	136	58	13,847
67	Feb. 29	Berenice, str. ....	1,633	Austrian	Mersa	Straits Settlements	449	18	11	9	487
68	March 1	Electra, str. ....	1,162	German	Hildebrandt	"	164	...	...	...	164
69	" 3	Thibet, str. ....	1,665	British	Wibmer	"	180	...	...	...	180
70	" 4	Gaelic, str. ....	2,691	"	Pearne	San Francisco	186	5	7	6	204
71	" 5	Chow Fa, str. ....	1,055	"	Phillips	Bangkok	160	...	...	...	160
72	" 5	Chelydra, str. ....	1,574	"	Cass	Straits Settlements	401	11	9	3	424
73	" 7	Orestes, str. ....	1,279	"	Barr	"	390	...	...	...	390
74	" 7	Teresa, str. ....	753	"	Slaker	"	301	12	5	...	318
75	" 7	Glenartney, str. ....	1,944	"	McGregor	"	200	...	...	...	200
76	" 7	Brindisi, str. ....	2,129	"	Street	"	21	...	...	...	21
77	" 7	Kaisow, str. ....	1,934	"	Castle	"	81	...	...	...	81
78	" 8	Empress of Japan, str. ....	3,003	"	Lee	Vancouver, B.C.	27	...	...	...	27
79	" 8	Carmarthenshire, str. ....	1,766	"	Clark	Straits Settlements	167	3	...	...	170
80	" 11	Cheang Hock Kian, str. ....	956	"	Dinsdale	"	515	7	...	4	526
81	" 12	Gwalior, str. ....	1,648	"	Speck	"	248	7	4	2	261
82	" 12	Pekin, str. ....	2,134	"	Harris	"	47	...	...	...	47
83	" 14	China, str. ....	2,401	"	Seabury	San Francisco	158	9	3	...	170
84	" 14	Laju, str. ....	1,246	"	Smith	Straits Settlements	32	...	...	...	32
85	" 14	Lightning, str. ....	2,124	"	Spence	"	619	84	7	8	718
86	" 16	Macduff, str. ....	1,882	"	Porter	"	91	7	3	4	105
87	" 17	Sachsen, str. ....	2,874	German	Supmer	"	152	21	7	4	184
88	" 18	Palinurus, str. ....	1,536	British	Jackson	"	343	21	7	4	375
89	" 19	Frigga, str. ....	1,400	German	Nagel	"	135	15	11	...	161
90	" 19	Phra Chula Chom Klao, s.	1,012	British	Morris	Bangkok	150	...	...	...	150
						Port Darwin	1	...	...	...	
						Thursdays Island	3	...	...	...	
91	" 21	Tsinan, str. ....	1,460	"	Allison	Townsville	8	...	...	...	35
						Brisbane	4	...	...	...	
						Sydney	6	...	...	...	
						Melbourne	13	...	...	...	
						Straits Settlements	67	...	...	...	67
92	" 21	Glucksburg, str. ....	918	German	Thomsen	"	165	3	2	...	170
95	" 21	Nizam, str. ....	1,615	British	Langborne	"	575	30	10	15	630
94	" 23	Diamond, str. ....	1,030	"	Snow	"	585	23	8	7	623
95	" 24	Kutsang, str. ....	1,495	"	Jackson	"	25	...	...	...	25
96	" 24	Chusan, str. ....	623	German	Wendt	Bangkok	239	...	...	...	239
97	" 26	Laertes, str. ....	1,351	British	Scale	Straits Settlements	80	...	...	...	80
98	" 26	Thorndale, str. ....	1,971	"	Etherington	"	8	...	...	...	8
						Port Darwin	3	...	...	...	
						Cairns	10	...	...	...	
						Brisbane	7	1	3	...	
99	" 26	Airlie, str. ....	1,492	"	Ellis	Greymouth	10	...	...	...	118
						Wellington	2	...	...	...	
						Auckland	3	...	...	...	
						Sydney	60	...	...	...	
						Melbourne	11	...	...	...	
						Straits Settlements	112	...	...	...	112
100	" 28	Venetia, str. ....	1,551	"	Creery	"	489	15	10	7	521
101	" 28	Namyang, str. ....	984	"	Smith	"	65	4	...	...	69
102	" 28	Hesperia, str. ....	1,123	German	Madsen	"	158	2	1	...	161
103	" 29	Belgic, str. ....	2,695	British	Walker	San Francisco	131	...	...	...	131
104	" 30	Loo Sok, str. ....	1,020	"	Benson	Bangkok	278	7	4	...	289
105	" 30	Glensk. str. ....	2,275	"	Webster	Straits Settlements	65	2	...	...	67
106	" 30	Oanfa, str. ....	1,970	"	Shaw	"	193	7	6	4	210
107	" 30	Thisbe, str. ....	1,789	Austrian	Kossovich	"	331	58	5	1	395
108	" 31	Japan, str. ....	1,865	British	Olifent	"	143	...	...	...	143
109	April 2	Myrmidon, str. ....	1,816	"	Nelson	"	337	13	8	7	365
110	" 2	China, str. ....	1,113	German	Voss	"	45	...	...	...	45
111	" 2	Empress of China, str. ....	3,003	British	Archibald	Vancouver, B.C.	1	...	...	...	
						Port Darwin	1	...	...	...	
						Thursdays Island	1	...	...	...	
112	" 2	Changsha, str. ....	1,463	"	Williams	Townsville	3	...	...	...	29
						Brisbane	1	...	...	...	
						Sydney	12	...	...	...	
						Melbourne	11	...	...	...	
						Straits Settlements	83	...	...	...	83
113	" 4	Bisagno, str. ....	1,499	Italian	Baccerini	"	220	...	...	...	220
114	" 4	Cheang Hye Teng, str. ....	923	British	Scott	"	411	17	5	2	435
115	" 5	Choy Sang, str. ....	1,194	"	Bradley	"	110	...	...	...	110
116	" 6	Chow Fa, str. ....	1,055	"	Phillips	Bangkok	130	...	...	...	130
117	" 8	Lennox, str. ....	1,327	"	Ward	Straits Settlements	305	...	...	...	305
118	" 8	Cheang Hock Kian, str. ....	956	"	Dinsdale	"	128	...	...	...	128
119	" 9	Polyhymnia, str. ....	947	German	Voltmer	"	30	...	...	...	30
120	" 9	Presto, str. ....	655	"	Jessen	Bangkok	84	5	5	2	96
121	" 11	City of Peking, str. ....	3,129	American	Searle	San Francisco	32	...	...	...	32
122	" 11	Ravenna, str. ....	1,916	British	Crews	Straits Settlements	44	...	...	...	44
123	" 11	Polyphemus, str. ....	1,813	"	Lee	"	213	10	4	3	230
124	" 11	Namkiang, str. ....	999	"	Witt	"	450	8	9	9	476
125	" 12	Arratoon Apcar, str. ....	1,392	"	Hansen	"	87	20	10	...	117
126	" 13	Preussen, str. ....	2,573	German	Hogemann	"	254	4	5	2	265
127	" 13	Bantam, str. ....	1,457	Dutch	Van der Valk	"	100	4	9	...	113
128	" 16	Lombardy, str. ....	1,571	British	Cole	"	121	4	3	2	130
129	" 19	Mogul, str. ....	1,827	"	Johnson	"	581	20	8	4	613
130	" 19	Diamond, str. ....	1,030	"	Snow	"	168	...	...	...	168
131	" 19	Phra Chula Chom Klao, s.	1,012	"	Morris	Bangkok	74	...	...	...	74
132	" 19	Chusan, str. ....	623	German	Wendt	"	136	10	2	2	150
133	" 19	Oceanic, str. ....	2,440	British	Smith	San Francisco	330	...	...	...	330
134	" 20	Glenshiel, str. ....	2,240	"	Jones	Straits Settlements	149	...	...	...	149
135	" 21	Malacca, str. ....	2,616	"	Case	"	65	...	...	...	65
136	" 21	Moyune, str. ....	1,714	"	Hogg	"	48	...	...	...	48
137	" 22	Priam, str. ....	1,803	"	Wilding	"	431	17	8	4	460
138	" 23	Chelydra, str. ....	1,574	"	Cass	"					
		<i>Carried forward</i> .....	226,399			<i>Carried forward</i> .....	27,663	756	335	173	28,927

## RETURN of VESSELS bringing CHINESE PASSENGERS to the Port of Victoria, Hongkong,—Continued.

No.	DATE ARRIVED.	SHIP'S NAME.	TONS.	NATION-ALITY OF SHIP.	MASTER'S NAME.	WHERE FROM.	ADULTS.		CHILDREN.		TOTAL.
							M.	F.	M.	F.	
		<i>Brought forward</i> .....	226,399			<i>Brought forward</i> ...	27,663	756	335	173	28,927
139	April 25	Benlmond, str. ....	1,752	British	Thompson	Straits Settlements	34	...	...	...	34
140	" 25	Flintshire, str. ....	1,871	"	Dwyer	"	102	...	...	...	102
141	" 25	Glucksburg, str. ....	918	German	Thomsen	"	241	4	3	2	250
142	" 26	Chingtu, str. ....	1,459	British	Hunt	Thursday Island Cooktown Townsville Brisbane Sydney Melbourne	10 9 10 12 30 12	...	...	...	100
143	" 27	Thibet, str. ....	1,665	"	Wibmer	Straits Settlements	61	...	...	...	61
144	" 28	Daphne, str. ....	1,395	German	Voss	"	219	4	6	4	233
145	" 28	Taichow, str. ....	862	British	Unsworth	Bangkok	71	...	...	...	71
146	" 28	City of Rio de Janeiro, str.	2,275	American	Ward	San Francisco	87	...	...	...	87
147	" 28	Empress of India, str. ...	3,003	British	Marshall	Vancouver, B.C. Port Darwin Townsville New Zealand Sydney	63 3 25 17 11	...	...	...	63
148	" 29	Guthrie, str. ....	1,494	"	Helms	Melbourne Straits Settlements	28 321	1 11	3 5	1 3	340
149	" 29	Namyang, str. ....	984	"	Smith	Straits Settlements	159	14	9	4	166
150	" 30	Maria Teresa, str. ....	1,922	Austrian	Deperis	"	231	6	4	1	242
151	May 2	Cheang Hye Teng, str. ...	923	British	Scott	"	420	47	8	9	484
152	" 2	Lightning, str. ....	2,124	"	Spence	"	102	7	...	2	111
153	" 2	Gwalior, str. ....	1,648	"	Speck	"	148	2	...	...	150
154	" 2	Benledi, str. ....	1,481	"	Clark	"	51	...	...	...	51
155	" 3	Bormida, str. ....	1,499	Italian	Susini	"	232	...	...	...	232
156	" 4	Loo Sok, str. ....	1,020	British	Benson	Bangkok	70	...	...	...	70
157	" 5	Ping Suey, str. ....	1,982	"	Jaques	Straits Settlements	25	...	...	...	25
158	" 6	Ajax, str. ....	1,477	"	Rawlings	"	224	7	4	5	240
159	" 6	Kreimhild, str. ....	1,709	German	Ehlers	"	49	1	5	1	56
160	" 9	Omega, ....	480	British	Brown	Callao	75	...	...	...	75
161	" 9	Devawongse, str. ....	1,057	"	Loff	Bangkok	371	45	14	14	444
162	" 9	Kutsang, str. ....	1,495	"	Jackson	Straits Settlements	79	...	...	...	79
163	" 9	Teheran, str. ....	1,671	"	Tocque	"	115	...	...	...	115
164	" 9	Zambesi, str. ....	1,565	"	Edwards	Honolulu	8	...	...	...	8
165	" 10	Bayern, str. ....	2,576	German	Engelbart	Portland, Oregon Straits Settlements Port Darwin	168 5 2	21 ...	9 ...	6 ...	204
166	" 10	Catterthun, str. ....	1,406	British	Shannon	Thursday Island Sydney Melbourne	29 22	1 ...	...	...	59
167	" 11	Gaelic, str. ....	2,691	"	Pearne	San Francisco	124	7	3	1	135
168	" 11	Shantung, str. ....	1,835	"	Park	Straits Settlements	231	4	...	...	235
169	" 13	Borneo, str. ....	1,490	Dutch	Klein	"	163	4	...	...	167
170	" 13	Brindisi, str. ....	2,129	British	Street	"	35	...	...	...	35
171	" 14	Chow Pa, str. ....	1,055	"	Phillips	Bangkok	165	...	...	...	165
172	" 16	Chow Chow Foo, str. ....	796	German	Clausen	Straits Settlements	102	...	...	...	102
173	" 17	Japan, str. ....	1,865	British	Hamilton	"	436	15	16	4	471
174	" 17	Diamond, str. ....	1,030	"	Robinson	"	660	20	9	10	699
175	" 18	Agamemnon, str. ....	1,491	"	Williams	"	167	6	3	...	176
176	" 18	Phra Chula Chom Klao, s.	1,012	"	Morris	Bangkok	50	...	...	...	50
177	" 19	Empress of Japan, str. ...	3,003	"	Lee	Vancouver, B.C.	37	1	1	...	39
178	" 19	Glenorchy, str. ....	1,822	"	Ferguson	Straits Settlements	30	...	...	...	30
179	" 19	Nestor, str. ....	1,269	"	Thompson	"	148	11	...	...	159
180	" 21	Energia, str. ....	2,064	"	Stokes	"	143	4	3	...	150
181	" 21	Lydia, str. ....	1,170	German	Fork	"	186	...	...	...	186
182	" 21	Wing Sang, str. ....	1,517	British	Ste. Croix	"	253	54	9	4	320
183	" 23	Rohilla, str. ....	2,175	"	Jephson	"	35	...	...	...	35
184	" 23	Glamorganshire, str. ....	1,843	"	Davies	"	130	...	...	...	130
185	" 23	China, str. ....	2,401	"	Seabury	"	151	12	4	6	173
186	" 24	Tai Yuan, str. ....	1,459	"	Nelson	San Francisco Port Darwin Cooktown Townsville Brisbane Sydney Melbourne	4 5 12 10 6 58	...	...	...	95
187	" 24	Ningchow, str. ....	1,735	"	Allan	Straits Settlements	140	4	...	...	144
188	" 24	Venetia, str. ....	1,551	"	Curry	"	98	6	...	...	104
189	" 24	Ooryia, str. ....	419	"	Daly	"	28	...	...	...	28
190	" 26	Prometheus, str. ....	1,492	"	Webster	"	235	...	...	...	235
191	" 28	Namkiang, str. ....	999	"	Witt	"	467	23	16	11	517
192	" 30	Teresa, str. ....	753	"	Slaker	"	260	10	9	10	289
193	" 30	China, str. ....	1,113	German	Voss	"	413	16	14	11	454
194	" 30	Melpomene, str. ....	1,848	Austrian	Mitis	"	240	7	...	...	247
195	" 30	Arratoon Apar, str. ....	1,392	British	Hansen	"	414	14	8	7	443
196	" 30	Menmuir, str. ....	1,287	"	Craig	Dilly, Timor Port Darwin Cooktown Brisbane Sydney New Zealand Melbourne	3 7 2 2 15 4 12	...	...	...	45
197	" 31	Glengyle, str. ....	2,244	"	Glegg	Straits Settlements	30	...	...	...	30
198	June 1	Cheang Hye Teng, str. ...	923	"	Scott	"	256	8	...	...	264
199	" 2	Niobe, str. ....	1,440	German	Pfaff	"	178	3	6	2	189
200	" 3	Devawongse, str. ....	1,057	British	Loff	Bangkok	270	...	...	...	270
201	" 4	Cathay, str. ....	1,873	"	Symons	Straits Settlements	58	...	...	...	58
202	" 7	Belgic, str. ....	2,695	"	Walker	San Francisco	131	7	1	...	139
203	" 7	Empress of China, str. ...	3,003	"	Archibald	Vancouver, B.C.	49	1	1	...	51
204	" 7	Chelydra, str. ....	1,574	"	Cass	Straits Settlements	352	5	3	1	361
		<i>Carried forward</i> .....	331,627			<i>Carried forward</i> .....	38,599	1,174	520	295	40,588

## RETURN of VESSELS bringing CHINESE PASSENGERS to the Port of Victoria, Hongkong,—Continued.

No.	DATE ARRIVED.	SHIP'S NAME.	TONS.	NATION-ALITY OF SHIP.	MASTER'S NAME.	WHERE FROM.	ADULTS.		CHILDREN.		TOTAL.
							M.	F.	M.	F.	
		<i>Brought forward</i> .....	331,627			<i>Brought forward</i> ...	38,599	1,174	520	295	40,588
205	June 7	Bisagno, str. ....	1,499	Italian	Baccarini	Straits Settlements	194	...	...	...	194
206	" 8	Loo Sok, str. ....	1,020	British	Benson	Bangkok	83	...	...	...	83
207	" 9	Diomed, str. ....	1,432	"	Dickens	Straits Settlements	236	7	3	4	250
208	" 9	Cheang Hock Kian, str....	956	"	Dinsdale	"	577	30	17	3	627
209	" 13	Guy Mannering, str. ....	1,829	"	Ford	"	54	...	...	...	54
210	" 13	Nizam, str. ....	1,615	"	Langborne	"	80	...	...	...	80
211	" 13	Cheang Chew, str. ....	1,213	"	Kunath	"	336	12	5	3	356
212	" 13	Phra Chom Klao, str. ....	1,012	"	Fowler	Bangkok	24	...	...	...	24
213	" 13	Nurnberg, str. ....	2,007	German	Heintz	Straits Settlements	141	4	...	...	145
214	" 14	Teucer, str. ....	1,803	British	Riley	"	153	2	6	4	165
215	" 14	Glenfruin, str. ....	1,892	"	Norman	"	201	7	6	3	217
216	" 14	Bantam, str. ....	1,457	Dutch	Van der Valk	"	250	...	...	...	250
217	" 14	City of Peking, str. ....	3,129	American	Searle	San Francisco	74	5	1	...	80
218	" 15	Bellona, str. ....	1,722	German	Jager	Straits Settlements	100	50	3	1	154
219	" 16	Chow Fa, str. ....	1,055	British	Stonham	Bangkok	109	...	...	...	109
220	" 18	Malwa, str. ....	1,694	"	Preston	Straits Settlements	24	...	...	...	24
221	" 18	Oopack, str. ....	1,730	"	Davies	"	184	7	4	5	200
222	" 20	Benlarig, str. ....	1,453	"	Le Boutillier	"	34	...	...	...	34
223	" 20	Phra Chula Chom Klao, s.	1,012	"	Morris	Bangkok	76	...	...	...	76
224	" 20	Chow Chow Foo, str. ....	796	German	Clausen	Straits Settlements	265	6	4	...	275
225	" 20	Lightning, str. ....	2,124	British	Spence	"	510	12	13	10	545
226	" 21	Shanghai, str. ....	2,044	"	Hall	"	196	4	4	...	204
227	" 22	Titan, str. ....	1,525	"	Brown	"	160	...	...	...	160
228	" 23	Monmouthshire, str. ....	1,871	"	Cuming	"	30	...	...	...	30
229	" 24	Teresa, str. ....	753	"	Slaker	"	432	17	6	3	458
230	" 25	Pathan, str. ....	1,762	"	Wright	"	160	5	...	...	165
231	" 25	Siam, str. ....	992	"	Tulloch	"	288	6	7	4	305
						Port Darwin	9	...	...	...	
						Cooktown	2	...	...	...	
						Townsville	5	...	...	...	
232	" 25	Tsinan, str. ....	1,459	"	Allison	Brisbane	9	...	...	...	87
						New Zealand	4	...	...	...	
						Sydney	6	...	...	...	
						Melbourne	52	...	...	...	
233	" 27	Kutsang, str. ....	1,495	"	Jackson	Straits Settlements	397	34	19	7	457
234	" 27	Thibet, str. ....	1,665	"	Wibmer	"	129	...	2	...	131
235	" 27	Empress of India, str. ....	3,003	"	Marshall	Vancouver, B.C.	132	...	...	...	132
236	" 27	Oceanic, str. ....	2,440	"	Smith	San Francisco	118	11	...	3	132
237	" 27	Kong Beng, str. ....	862	"	Jackson	Bangkok	50	...	...	...	50
238	" 28	Devawongse, str. ....	1,057	"	Loff	"	75	...	...	...	75
239	" 29	Elektra, str. ....	1,990	Austrian	Mariani	Straits Settlements	284	...	...	...	284
240	" 30	Aglaia, str. ....	1,666	German	Christensen	"	328	11	12	3	354
241	July 2	Cheang Hye Teng, str. ....	923	British	Scott	"	497	13	6	8	524
242	" 2	Dardanus, str. ....	1,507	"	Purdy	"	62	...	...	...	62
243	" 2	Mongkut, str. ....	859	"	Deans	Bangkok	36	...	...	...	36
244	" 4	Bormida, str. ....	1,499	Italian	Susini	Straits Settlements	70	...	8	2	80
245	" 4	Kintuck, str. ....	2,312	British	Thomson	"	159	12	...	...	171
						Port Darwin	4	...	1	...	
						Cooktown	1	...	...	...	
						Townsville	4	...	...	...	
						Brisbane	4	...	...	...	
246	" 4	Airlie, str. ....	1,492	"	Ellis	Graymouth	6	...	...	...	85
						Dunedin	2	...	...	...	
						Wellington	11	...	...	...	
						Christchurch	2	...	...	...	
						Auckland	1	...	...	...	
						Sydney	46	...	...	...	
						Adelaide	3	...	...	...	
247	" 6	Lombardy, str. ....	1,571	"	Cole	Straits Settlements	75	5	...	...	80
248	" 7	Namyang, str. ....	984	"	Smith	"	593	12	13	3	621
249	" 7	Japan, str. ....	1,865	"	Sundberg	"	376	36	3	3	418
250	" 8	Cardiganshire, str. ....	1,624	"	Parsons	"	30	...	...	...	30
251	" 9	City of Rio de Janeiro, str.	2,275	American	Cavaryl	San Francisco	111	...	...	...	111
252	" 9	Phra Chom Klao, str. ....	1,012	British	Fowler	Bangkok	90	...	...	...	90
253	" 11	Sachsen, str. ....	2,874	German	Supmer	Straits Settlements	143	23	11	8	185
254	" 11	Cheang Hock Kian, str. ....	956	British	Dinsdale	"	450	...	...	...	450
255	" 12	Wing Sang, str. ....	1,517	"	Ste. Croix	"	375	35	14	9	433
256	" 12	Orestes, str. ....	1,279	"	Barr	"	160	...	...	...	160
257	" 12	Teheran, str. ....	1,671	"	Toque	"	66	...	...	...	66
258	" 14	Borneo, str. ....	1,490	Dutch	Klein	"	179	11	8	...	198
259	" 16	Telemachus, str. ....	1,397	British	Jones	"	135	11	3	...	149
260	" 18	Surat, str. ....	1,677	"	Sleeman	"	30	3	3	2	38
						Port Darwin	3	...	...	...	
						Cooktown	1	...	...	...	
261	" 18	Changsha, str. ....	1,463	"	Williams	Brisbane	5	...	...	...	38
						Sydney	26	...	...	...	
						Melbourne	2	...	...	...	
						Adelaide	1	...	...	...	
262	" 18	Arratoon Apcar, str. ....	1,392	"	Hansen	Straits Settlements	399	2	3	...	404
263	" 18	Keemoon, str. ....	1,985	"	Kemp	"	70	...	...	...	70
264	" 18	Empress of Japan, str. ....	3,003	"	Lee	Victoria, B.C.	23	4	...	1	76
						Vancouver, B.C.	47	1	...	...	
265	" 19	Chow Fa, str. ....	1,055	"	Stonham	Bangkok	100	...	...	...	100
266	" 21	Gaelic, str. ....	2,691	"	Pearne	Honolulu	68	3	...	...	221
						San Francisco	145	2	3	...	
267	" 22	Sikh, str. ....	1,736	"	Rowley	Straits Settlements	189	7	3	1	200
268	" 25	Teresa, str. ....	753	"	Slaker	"	292	18	5	3	318
269	" 25	Cheang Chew, str. ....	1,213	"	Kunath	"	389	5	10	3	407
270	" 27	Independent, str. ....	871	German	Schall	Mauritius	176	3	2	3	184
271	" 27	Telamon, str. ....	1,555	British	Jackson	Straits Settlements	100	3	1	...	104
		<i>Carried forward</i> .....	437,168			<i>Carried forward</i> .....	50,927	1,613	729	394	53,663

## RETURN of VESSELS bringing CHINESE PASSENGERS to the Port of Victoria, Hongkong,—Continued.

No.	DATE ARRIVED.	SHIP'S NAME.	TONS.	NATION-ALITY OF SHIP.	MASTER'S NAME.	WHERE FROM.	ADULTS.		CHILDREN.		TOTAL.
							M.	F.	M.	F.	
		<i>Brought forward.....</i>	437,168			<i>Brought forward...</i>	50,927	1,613	729	394	53,663
272	July 28	Hupeh, str. ....	1,846	British	Quail	Straits Settlements	89	3	6	...	98
273	" 28	Salatiga, str. ....	1,640	German	Hildebrandt	"	158	6	8	5	177
274	" 28	Angers, str. ....	2,077	British	Pinkham	"	26	...	...	...	26
275	" 29	Chelydra, str. ....	1,574	"	Cass	"	300	8	5	2	315
276	" 29	Berenice, str. ....	1,633	Austrian	Mersa	"	45	...	...	...	45
						Dilly, Timor	2	...	...	...	
						Port Darwin	4	...	...	...	
277	" 29	Guthrie, str. ....	1,494	British	Helms	Wellington	2	...	...	...	37
						Sydney	20	...	...	...	
						Melbourne	9	...	...	...	
278	" 30	Kong Beng, str. ....	862	"	Jackson	Bangkok	48	...	...	...	48
279	" 30	Konggaray, str. ....	1,925	"	Selby	Straits Settlements	76	10	4	...	90
280	Aug. 2	Phra Nang, str. ....	1,021	"	Watton	Victoria, B.C.	3	...	...	...	5
						Tacoma, U.S.A.	2	...	...	...	
281	" 2	China, str. ....	2,401	"	Seabury	San Francisco	177	8	2	3	190
282	" 3	Bisagno, str. ....	1,499	Italian	Baccarini	Straits Settlements	83	...	...	...	83
283	" 3	Namyang, str. ....	984	British	Smith	"	518	22	5	1	546
284	" 5	Oldenburg, str. ....	3,405	German	Gathemann	"	153	35	8	4	200
285	" 5	Mongkut, str. ....	859	British	British	Bangkok	67	...	...	...	67
286	" 6	Ching Wo, str. ....	1,556	"	Gratton	Straits Settlements	136	3	1	...	140
287	" 6	Cheang Hye Teng, str. ....	923	"	Scott	"	229	3	4	...	236
288	" 8	Lightning, str. ....	2,124	"	Spence	"	416	40	7	...	463
289	" 8	Radnorshire, str. ....	1,889	"	Davies	"	34	...	...	...	34
290	" 9	Empress of China, str. ....	3,003	"	Archibald	Vancouver, B.C.	64	1	...	...	65
291	" 11	Benvenue, str. ....	1,468	"	Thomson	Straits Settlements	85	...	...	...	85
292	" 12	Bantam, str. ....	1,457	Dutch	Van der Valk	"	55	...	...	...	55
						Port Darwin	6	1	...	...	
						Townsville	2	...	...	...	
293	" 12	Chingtu, str. ....	1,459	British	Hunt	Brisbane	14	...	...	...	97
						Sydney	33	...	...	...	
						Melbourne	40	...	...	...	
						Adelaide	1	...	...	...	
294	" 13	Frigga, str. ....	1,295	German	Nagel	Straits Settlements	130	5	3	...	138
295	" 15	Cathay, str. ....	1,873	British	Symons	"	43	...	...	...	43
296	" 15	Cheang Hock Kian, str. ....	956	"	Dinsdale	"	570	10	...	...	580
297	" 15	Velocity, str. ....	491	"	Martin	Honolulu	97	...	...	...	97
298	" 16	Glencarn, str. ....	1,409	"	Murray	Straits Settlements	52	1	...	...	53
299	" 16	Kutsang, str. ....	1,495	"	Jackson	"	118	53	11	7	189
300	" 17	Palamed, str. ....	1,489	"	Jackson	"	216	27	5	5	263
301	" 17	Taicheong, str. ....	828	German	Spiesen	Medan, Sumatra	74	...	...	...	74
302	" 18	Nanshan, str. ....	805	British	Blackburn	Bangkok	87	...	...	...	87
303	" 20	Belgic, str. ....	2,695	"	Walker	San Francisco	225	6	4	4	239
304	" 20	Kaisow, str. ....	1,934	"	Gray	Straits Settlements	239	10	15	...	264
305	" 22	Catherine Apcar, str. ....	1,734	"	Olifent	"	670	30	9	11	720
306	" 24	Kong Beng, str. ....	862	"	Jackson	Bangkok	64	...	...	...	64
307	" 25	Hesperia, str. ....	1,123	German	Witt	Straits Settlements	168	9	6	5	188
308	" 26	Palinurus, str. ....	1,536	British	Jackson	"	322	11	4	3	340
309	" 26	Electra, str. ....	1,162	German	Madsen	"	123	4	3	...	130
310	" 27	Ghazee, str. ....	1,764	British	Scotland	"	148	9	4	3	164
						Port Darwin	12	...	...	...	
						Thursday Island	3	...	...	...	
311	" 29	Catterthun, str. ....	1,406	"	Thomson	Cooktown	1	...	...	...	32
						Townsville	1	...	...	...	
						Sydney	15	...	...	...	
						Brisbane	3	...	...	...	
312	" 29	Tai Yuan, str. ....	1,459	"	Nelson	Cooktown	4	...	...	...	52
						Sydney	21	...	8	...	
						Melbourne	16	...	...	...	
313	" 29	Peru, str. ....	2,540	American	Ward	San Francisco	194	6	2	1	203
314	" 29	Phra Chula Chom Klao, s.	1,012	British	Morris	Bangkok	70	...	...	...	70
315	" 29	Bokhara, str. ....	1,697	"	Sams	Straits Settlements	19	2	...	1	22
316	" 30	Empress of India, str. ....	3,003	British	Marshall	Vancouver, B.C.	113	...	...	...	113
317	" 30	Bayern, str. ....	2,576	German	Hogemann	Straits Settlements	107	20	4	5	136
318	" 30	Wing Sang, str. ....	1,517	British	Ste. Croix	"	316	45	7	12	380
319	" 31	Achilles, str. ....	1,488	"	Bartlett	"	58	...	...	...	58
320	" 31	Namyang, str. ....	984	"	Smith	"	472	18	7	5	502
321	Sept. 1	Cheang Chew, str. ....	1,213	"	Kunath	"	500	10	4	6	520
322	" 1	Moyune, str. ....	1,714	"	Perrille	"	42	...	...	...	42
323	" 2	Thisbe, str. ....	1,789	Austrian	Kossovich	"	750	...	...	...	750
324	" 2	Carmarthenshire, str. ....	1,776	British	Clark	"	24	...	...	...	24
325	" 2	Mongkut, str. ....	859	"	Deans	Bangkok	40	...	...	...	40
326	" 3	Bormida, str. ....	1,499	Italian	Susini	Straits Settlements	45	...	...	...	45
327	" 5	Taichiew, str. ....	862	British	Unsworth	Bangkok	30	...	...	...	30
328	" 6	Priok, str. ....	1,637	German	Petersen	Straits Settlements	135	8	3	1	147
329	" 7	Glenartney, str. ....	1,944	British	McGregor	"	190	9	...	...	199
330	" 8	Cheang Hye Teng, str. ....	923	"	Scott	"	217	28	6	2	253
331	" 9	Arratoon Apcar, str. ....	1,392	"	Hansen	"	422	15	4	...	441
332	" 9	Borneo, str. ....	1,490	Dutch	Klein	Batavia	34	...	...	...	34
333	" 12	Oceanic, str. ....	2,440	British	Smith	San Francisco	410	12	2	...	424
334	" 12	Rosetta, str. ....	2,039	"	Gadd	Straits Settlements	50	...	...	...	50
335	" 12	Argyll, str. ....	1,886	"	Williamson	"	105	2	...	...	107
336	" 14	Thibet, str. ....	1,665	"	Wibmer	"	232	...	...	...	232
337	" 15	Chelydra, str. ....	1,574	"	Cass	"	499	...	11	...	510
338	" 19	Laertes, str. ....	1,351	"	Scale	"	369	22	5	4	400
339	" 19	Oanfa, str. ....	1,970	"	Shaw	"	172	4	...	...	176
340	" 19	Nanshan, str. ....	805	"	Blackburn	Bangkok	21	...	...	...	21
341	" 20	Kong Beng, str. ....	862	"	Jackson	"	65	...	...	...	65
342	" 20	City of Rio de Janeiro, str. ....	2,275	American	Smith	San Francisco	150	2	...	...	152
343	" 20	Cyclops, str. ....	1,363	British	Nish	Straits Settlements	95	...	...	...	95
344	" 20	Cheang Hock Kian, str. ....	956	"	Dinsdale	"	449	5	3	3	460
		<i>Carried forward.....</i>	551,684			<i>Carried forward.....</i>	63,641	2,136	909	487	67,173

## RETURN of VESSELS bringing CHINESE PASSENGERS to the Port of Victoria, Hongkong,—Continued.

No.	DATE ARRIVED.	SHIP'S NAME.	TONS.	NATION-ALITY OF SHIP.	MASTER'S NAME.	WHERE FROM.	ADULTS.		CHILDREN.		TOTAL.
							M.	F.	M.	F.	
		<i>Brought forward</i> .....	551,684			<i>Brought forward</i> ...	63,641	2,136	909	487	67,173
345	Sept. 20	Denbighshire, str. ....	1,663	British	Vyvyan	Straits Settlements	178	12	6	4	200
346	" 21	Empress of Japan, str. ...	3,003	"	Lee	Victoria, B.C.	30	...	...	...	122
347	" 22	Chowfa, str. ....	1,055	"	Stonham	Tacoma, U.S.A.	90	2	...	...	72
348	" 24	Lightning, str. ....	2,124	"	Spence	Bangkok	72	...	...	...	422
349	" 26	Daphne, str. ....	1,291	German	Voss	Straits Settlements	394	25	3	...	142
350	" 26	China, str. ....	1,113	"	Voss	"	139	3	...	...	517
351	" 27	Phra Chula Chom Klao, s.	1,012	British	Morris	Bangkok	491	16	7	3	50
352	" 28	Myrmidon, str. ....	1,816	"	Nelson	Straits Settlements	50	...	...	...	380
353	" 29	Maria Teresa, str. ....	1,922	Austrian	Deperis	"	367	13	...	...	287
354	" 29	Mongkut, str. ....	859	British	Deans	Bangkok	270	7	4	6	60
355	" 29	Gaelic, str. ....	2,691	"	Pearne	San Francisco	60	...	...	...	263
356	" 30	Neckar, str. ....	1,492	German	Schmoelder	Straits Settlements	242	10	6	5	187
						Port Darwin	156	14	11	6	
						Thursday Island	16	...	...	...	
						Cooktown	1	...	...	...	
357	" 30	Tsinan, str. ....	1,460	British	Allison	Townsville	7	...	...	...	82
						Brisbane	4	...	...	...	
						New Zealand	13	...	...	...	
						Sydney	3	...	...	...	
						Melbourne	3	...	...	...	
						Straits Settlements	35	...	...	...	
358	October 3	Kutsang, str. ....	1,495	"	Jackson	Straits Settlements	354	46	12	10	422
359	" 4	Gwalior, str. ....	1,648	"	Speck	"	181	11	4	...	196
360	" 6	Namyang, str. ....	984	"	Smith	"	577	36	12	16	621
361	" 6	Ping Suey, str. ....	1,982	"	Jaques	"	96	...	...	...	96
362	" 6	Kriemhild, str. ....	1,709	German	Ehlers	"	191	6	4	2	203
363	" 6	Taichow, str. ....	862	British	Unsworth	Bangkok	40	...	...	...	40
364	" 7	Agamemnon, str. ....	1,491	"	Williams	Straits Settlements	226	7	6	4	243
365	" 8	Bisagno, str. ....	1,499	Italian	Baccarini	"	57	3	...	...	60
366	" 10	Priam, str. ....	1,803	British	Wilding	"	61	7	...	...	68
367	" 10	Ravenna, str. ....	1,916	"	Browne	"	39	...	...	...	39
368	" 11	Empress of China, str. ...	3,003	"	Archibald	Victoria, B.C.	11	...	...	...	179
369	" 11	Tartar, str. ....	1,568	"	Bailey	Vancouver, B.C.	168	...	...	...	200
						Straits Settlements	200	...	...	...	
						Dilly, Timor	28	...	10	7	
						Port Darwin	2	...	...	...	
						Thursday Island	2	...	...	...	
						Cooktown	6	...	...	...	
						Townsville	6	...	...	...	
370	" 11	Airlie, str. ....	1,492	"	Ellis	Rockhampton	7	...	...	...	152
						Brisbane	1	...	...	...	
						Dunedin	9	...	...	...	
						Wellington	20	...	...	...	
						Sydney	47	...	...	...	
						Melbourne	4	...	...	...	
						Adelaide	3	...	...	...	
						Straits Settlements	100	...	...	...	100
371	" 12	Bombay, str. ....	2,048	"	Blackburn	"	503	33	9	9	554
372	" 12	Diamond, str. ....	1,030	"	Thom	"	28	...	...	...	37
373	" 13	Taicheong, str. ....	828	German	Speisen	Medan, Sumatra	9	...	...	...	210
374	" 14	City of Peking, str. ....	3,129	American	Searle	Straits Settlements	190	10	5	5	50
375	" 14	Phra Chom Klao, str. ....	1,012	British	Fowler	San Francisco	50	...	...	...	614
376	" 15	Catherine Apcar, str. ....	1,734	"	Olifent	Bangkok	549	39	22	4	267
377	" 17	Devawongse, str. ....	1,057	"	Anderson	Straits Settlements	267	...	...	...	199
378	" 18	Glenfalloch, str. ....	1,434	"	Darke	Bangkok	190	7	2	...	487
379	" 18	Cheang Hye Teng, str. ...	923	"	Scott	Straits Settlements	473	9	5	...	60
						Townsville	10	...	...	...	
380	" 19	Changsha, str. ....	1,463	"	Williams	Brisbane	10	...	...	...	324
						Sydney	30	...	...	...	183
						Melbourne	10	...	...	...	90
						Straits Settlements	306	12	6	...	456
381	" 20	Teresa, str. ....	753	"	Slaker	"	176	6	1	...	482
382	" 21	Lawang, str. ....	1,578	German	Schüder	"	90	...	...	...	187
383	" 22	Kong Beng, str. ....	862	British	Jackson	Bangkok	194	12	4	1	69
384	" 24	China, str. ....	2,401	"	Seabury	Honolulu	245	...	...	...	182
385	" 24	Cheang Hock Kian, str. ...	956	"	Dinsdale	San Francisco	466	10	6	...	446
386	" 24	Nestor, str. ....	1,269	"	Thompson	Straits Settlements	180	4	3	...	684
387	" 24	Surat, str. ....	1,677	"	Sleeman	"	67	2	...	...	50
388	" 25	Chowfa, str. ....	1,055	"	Stonham	Bangkok	141	10	15	16	171
389	" 27	Teheran, str. ....	1,671	"	Toocoe	Straits Settlements	421	17	6	2	21
390	" 28	Wing Sang, str. ....	1,517	"	Ste. Croix	"	590	63	21	10	63
391	" 29	Breconshire, str. ....	1,648	"	Jackson	"	50	...	...	...	231
392	" 29	Sachsen, str. ....	2,575	German	Supmer	"	171	...	...	...	160
393	" 31	Ningchow, str. ....	1,735	British	Allen	"	19	2	...	...	260
394	" 31	Moray, str. ....	1,411	"	Couche	"	63	...	...	...	113
395	" 31	Ajax, str. ....	1,477	"	Rawlings	"	219	11	1	...	430
396	" 31	Phra Chula Chom Klao, s.	1,012	"	Morris	Bangkok	144	6	4	6	54
397	Nov. 2	Arratoon Apcar, str. ....	1,392	"	Hansen	Straits Settlements	253	6	1	...	362
398	" 2	Canton, str. ....	2,044	"	Field	"	110	3	...	...	10
399	" 2	Belgic, str. ....	2,695	"	Walker	"	411	12	4	3	362
400	" 3	Mongkut, str. ....	859	"	Deans	San Francisco	54	...	...	...	54
401	" 3	Maria Valerie, str. ....	2,644	Austrian	Mitis	Bangkok	320	17	15	10	75
						Straits Settlements	10	...	...	...	
						Port Darwin	4	...	...	...	
						Cooktown	9	...	...	...	
						Townsville	9	...	...	...	
						Brisbane	1	...	...	...	
402	" 4	Guthrie, str. ....	1,494	British	Helms	Christchurch	2	...	...	...	
						Greymouth	5	...	...	...	
						Dunedin	20	...	...	...	
						Sydney	18	...	...	...	
						Melbourne	5	...	...	...	
						Adelaide	1	...	...	...	
		<i>Carried forward</i> .....	644,020			<i>Carried forward</i> .....	75,762	2,645	1,124	616	80,147

## RETURN of VESSELS bringing CHINESE PASSENGERS to the Port of Victoria, Hongkong,—Continued.

No.	DATE ARRIVED.	SHIP'S NAME.	TONS.	NATION-ALITY OF SHIP.	MASTER'S NAME.	WHERE FROM.	ADULTS.		CHILDREN.		TOTAL.
							M.	F.	M.	F.	
		<i>Brought forward</i> .....	644,020			<i>Brought forward</i> ..	75,762	2,645	1,124	616	80,147
403	Nov. 5	Niobe, str. ....	1,440	German	Pfaff	Straits Settlements	229	4	6	4	243
404	" 7	Benledi, str. ....	1,481	British	Clarke	"	30	...	...	...	30
405	" 7	Namyong, str. ....	984	"	Smith	"	599	12	7	6	624
406	" 8	Empress of India, str. ...	3,003	"	Marshall	Victoria, B.C.	47	...	...	...	343
407	" 8	Ganges, str. ....	2,149	"	Alderton	Vancouver, B.C.	291	5	...	...	
408	" 8	Bornida, str. ....	1,499	Italian	Ansaldò	Straits Settlements	50	...	...	...	50
409	" 10	Taichow, str. ....	862	British	Unsworth	"	129	5	6	2	142
410	" 11	Peru, str. ....	2,540	American	Ward	Bangkok	130	...	...	...	130
411	" 11	Chelydra, str. ....	1,574	British	Cass	San Francisco	280	6	2	...	288
412	" 11	Diomed, str. ....	1,432	"	Dickens	Straits Settlements	472	28	12	8	520
413	" 12	Diamond, str. ....	1,030	"	Thom	"	184	10	4	4	202
							431	21	14	10	476
						Port Darwin	1	...	...	...	80
						Thursday Island	1	...	...	...	
						Cooktown	9	...	...	...	
						Townsville	5	...	...	...	
						Brisbane	5	...	...	...	
414	" 12	Chingtu, str. ....	1,459	"	Hunt	Sydney	40	...	...	...	170
						Newcastle	1	...	...	...	
415	" 15	Titan, str. ....	1,525	"	Brown	Melbourne	18	...	...	...	37
						Straits Settlements	167	3	...	...	
416	" 16	Loo Sok, str. ....	1,020	"	Perkes	Victoria, B.C.	18	...	...	...	115
						Seattle, U.S.A.	5	...	...	...	
417	" 16	Glamorganshire, str. ....	1,843	"	Davies	Tacoma, U.S.A.	14	...	...	...	200
						Straits Settlements	112	3	...	...	
418	" 16	Glenorchy, str. ....	1,822	"	Ferguson	"	190	6	4	...	435
419	" 17	Lightning, str. ....	2,124	"	Spence	"	399	35	1	...	198
420	" 18	Formosa, str. ....	2,616	"	Baker	"	192	6	...	...	120
421	" 18	Pakling, str. ....	1,911	"	Lang	"	116	4	...	...	109
422	" 18	Kong Beng, str. ....	862	"	Jackson	Bangkok	109	...	...	...	590
						Honolulu	98	7	...	...	
423	" 21	Oceanic, str. ....	2,440	"	Smith	San Francisco	477	5	2	1	34
424	" 21	Sutlej, str. ....	2,103	"	Worcester	Straits Settlements	34	...	...	...	154
425	" 21	Teresa, str. ....	753	"	Slaker	"	146	4	3	1	596
426	" 21	Cheang Chew, str. ....	1,213	"	Kunath	"	568	15	7	6	408
427	" 23	Kutsang, str. ....	1,495	"	Jackson	"	379	21	4	4	130
428	" 23	Chow Fa, str. ....	1,055	"	Stonham	Bangkok	130	...	...	...	283
429	" 25	Darmstadt, str. ....	3,405	German	Schuckmann	Straits Settlements	260	8	10	5	380
430	" 25	Ulysses, str. ....	2,299	British	Lapage	"	370	4	3	3	56
431	" 26	Peiyang, str. ....	952	German	Voltmer	"	52	4	...	...	299
432	" 28	Cheang Hock Kian, str. ....	956	British	Dinsdale	"	275	6	10	8	90
433	" 28	Bellona, str. ....	1,722	German	Jager	"	90	...	...	...	23
434	" 29	Siam, str. ....	992	British	Nicol	Bangkok	23	...	...	...	258
435	" 30	Tailec, str. ....	828	German	Calender	Medan, Sumatra	254	4	...	...	388
436	Dec. 1	City of Rio de Janeiro, str.	2,275	American	Smith	San Francisco	369	12	4	3	589
437	" 2	Catherine Apar, str. ....	1,734	British	Olifent	Straits Settlements	542	35	2	10	299
438	" 5	Cheang Hye Teng, str. ....	923	"	Scott	"	287	7	5	...	320
439	" 5	Electra, str. ....	1,996	Austrian	Mariani	"	309	7	4	...	80
440	" 5	Mongkut, str. ....	859	British	Deans	Bangkok	80	...	...	...	55
						Port Darwin	6	...	...	...	
						Thursday Island	2	...	...	...	
						Cooktown	5	...	...	...	
						Townsville	16	...	...	...	
441	" 5	Tai Yuan, str. ....	1,459	"	Nelson	Brisbane	1	...	...	...	382
						Sydney	10	...	...	...	
442	" 5	Empress of Japan, str. ...	3,003	"	Lee	Newcastle	3	...	...	...	27
						Melbourne	12	...	...	...	
443	" 6	Phra Chula Chom Klao, s.	1,012	"	Morris	Victoria, B.C.	46	...	...	...	210
						Vancouver, B.C.	336	...	...	...	
444	" 6	Shanghai, str. ....	2,044	"	Hall	Bangkok	25	...	2	...	37
445	" 7	Taichow, str. ....	862	"	Unsworth	Straits Settlements	200	4	4	2	120
						Bangkok	37	...	...	...	
						Dilly, Timor	22	...	...	...	
						Port Darwin	2	...	...	...	
						Sydney	56	...	...	...	
446	" 9	Catterthun, str. ....	1,406	"	Shannon	New Zealand	26	...	...	...	546
						Melbourne	13	...	...	...	
						Adelaide	1	...	...	...	170
447	" 9	Namyong, str. ....	984	"	Smith	Straits Settlements	521	16	8	11	220
448	" 9	Oopack, str. ....	1,730	"	Davies	"	170	...	...	...	50
449	" 9	Promethus, str. ....	1,492	"	Webster	"	217	3	...	...	597
450	" 10	Loo Sok, str. ....	1,020	"	Benson	Bangkok	50	...	...	...	80
451	" 12	Gaelic, str. ....	2,691	"	Pearne	San Francisco	585	7	3	2	36
452	" 12	Bisagno, str. ....	1,499	Italian	Baccarini	Straits Settlements	78	2	...	...	601
453	" 14	Pembrokeshire, str. ....	1,717	British	Geddye	"	36	...	...	...	34
454	" 14	Wing Sang, str. ....	1,517	"	Ste. Croix	"	538	47	8	8	172
455	" 14	Kong Beng, str. ....	862	"	Jackson	Bangkok	34	...	...	...	404
456	" 14	Lothair, str. ....	794	Italian	Gordella	Callao, Peru	137	2	11	22	380
457	" 15	Diamond, str. ....	1,030	British	Thom	Straits Settlements	404	...	...	...	44
						Bason	378	2	...	...	
						Townsville	7	...	...	...	22
						Brisbane	7	...	...	...	
459	" 16	Tsinan, str. ....	1,460	"	Allison	Sydney	16	...	...	...	282
						Melbourne	14	...	...	...	66
460	" 21	Verona, str. ....	1,876	"	Seymour	Straits Settlements	19	3	...	...	66
461	" 23	Bayern, str. ....	2,576	German	Engelbart	"	282	...	...	...	220
462	" 23	Phra Chom Klao, str. ....	1,012	British	Fowler	Bangkok	66	...	...	...	270
463	" 27	Glengyle, str. ....	2,244	"	Gasson	Straits Settlements	206	11	3	...	435
464	" 27	Dardanus, str. ....	1,507	"	Purdy	"	255	10	5	...	95,106
465	" 27	Arratoon Apar, str. ....	1,392	"	Hansen	"	392	35	6	2	
		<i>Carried forward</i> .....	745,016			<i>Carried forward</i> .....	90,010	3,074	1,284	738	

## RETURN of VESSELS bringing CHINESE PASSENGERS to the Port of Victoria, Hongkong,—Continued.

No.	DATE ARRIVED.	SHIP'S NAME.	TONS.	NATION-ALITY OF SHIP.	MASTER'S NAME.	WHERE FROM.	ADULTS.		CHILDREN.		TOTAL.
							M.	F.	M.	F.	
		<i>Brought forward</i> ,.....	745,016			<i>Brought forward</i> ...	90,010	3,074	1,284	738	95,106
466	Dec. 27	Aglaia, str. ....	1,556	German	Christensen	Straits Settlements	303	18	9	...	330
467	" 27	City of Peking, str. ....	3,129	American	Searle	San Francisco	393	11	3	1	408
468	" 27	Phra Nang, str. ....	1,021	British	Watton	Bangkok	72	...	...	...	72
469	" 28	Nankiang, str. ....	999	"	Witt	Straits Settlements	509	25	20	10	564
470	" 30	Chelydra, str. ....	1,574	"	Cass	"	453	10	4	2	469
471	" 30	China, str. ....	2,401	"	Seabury	Honolulu	140	5	8	3	545
472	" 31	Thibet, str. ....	1,665	"	Bishop	San Francisco	374	6	6	3	
473	" 31	Mirzapore, str. ....	2,168	"	Carvey	Straits Settlements	122	...	...	...	122
474	" 31	Kintuck, str. ....	2,312	"	Kemp	"	26	...	...	...	26
475	" 31	Teviot, str. ....	1,349	"	Ferrier	"	78	...	...	...	78
476	" 31	Orion, str. ....	1,760	Austrian	Walluschnig	"	50	...	...	...	50
		TOTAL TONS.....	764,950			TOTAL PASSENGERS .....	92,731	3,149	1,334	757	97,971

## SUMMARY.

WHERE FROM.	ADULTS.		CHILDREN.		TOTAL.	VALUE OF TREASURE BROUGHT.
	M.	F.	M.	F.		
From Bangkok, Siam, .....	5,108	16	21	22	5,167	...
" Batavia, .....	37	...	...	...	37	...
" Callao, Peru, .....	186	3	16	23	228	...
" Dilly, Timor, .....	67	...	10	7	84	\$ 1,090
" Honolulu, Sandwich Islands, .....	712	27	12	4	755	...
" Mauritius, .....	176	3	2	3	184	...
" Medan, Sumatra, .....	356	4	...	...	360	...
" Melbourne, .....	512	1	3	1	517	...
" New South Wales Ports, .....	672	6	17	3	698	\$1,391,362
" New Zealand Ports, .....	172	...	...	...	172	...
" Portland, Oregon, U.S.A., .....	29	...	...	...	29	...
" Queensland Ports, .....	417	1	3	...	421	\$ 21,883
" San Francisco, U.S.A., .....	7,526	210	88	55	7,879	\$7,647,742
" Seattle, U.S.A., .....	5	...	...	...	5	...
" South Australian Ports, .....	158	1	1	...	160	\$ 32,851
" Straits Settlements, .....	74,418	2,860	1,152	635	79,065	...
" Tacoma, U.S.A., .....	106	2	...	...	108	\$ 795
" Vancouver, British Columbia, .....	1,724	11	9	3	1,747	\$ 53,500
" Victoria, British Columbia, .....	350	4	...	1	355	...
TOTAL PASSENGERS, .....	92,731	3,149	1,334	757	97,971	\$9,149,223





ed at Hongkong, from 1867 to 1892, inclusive.

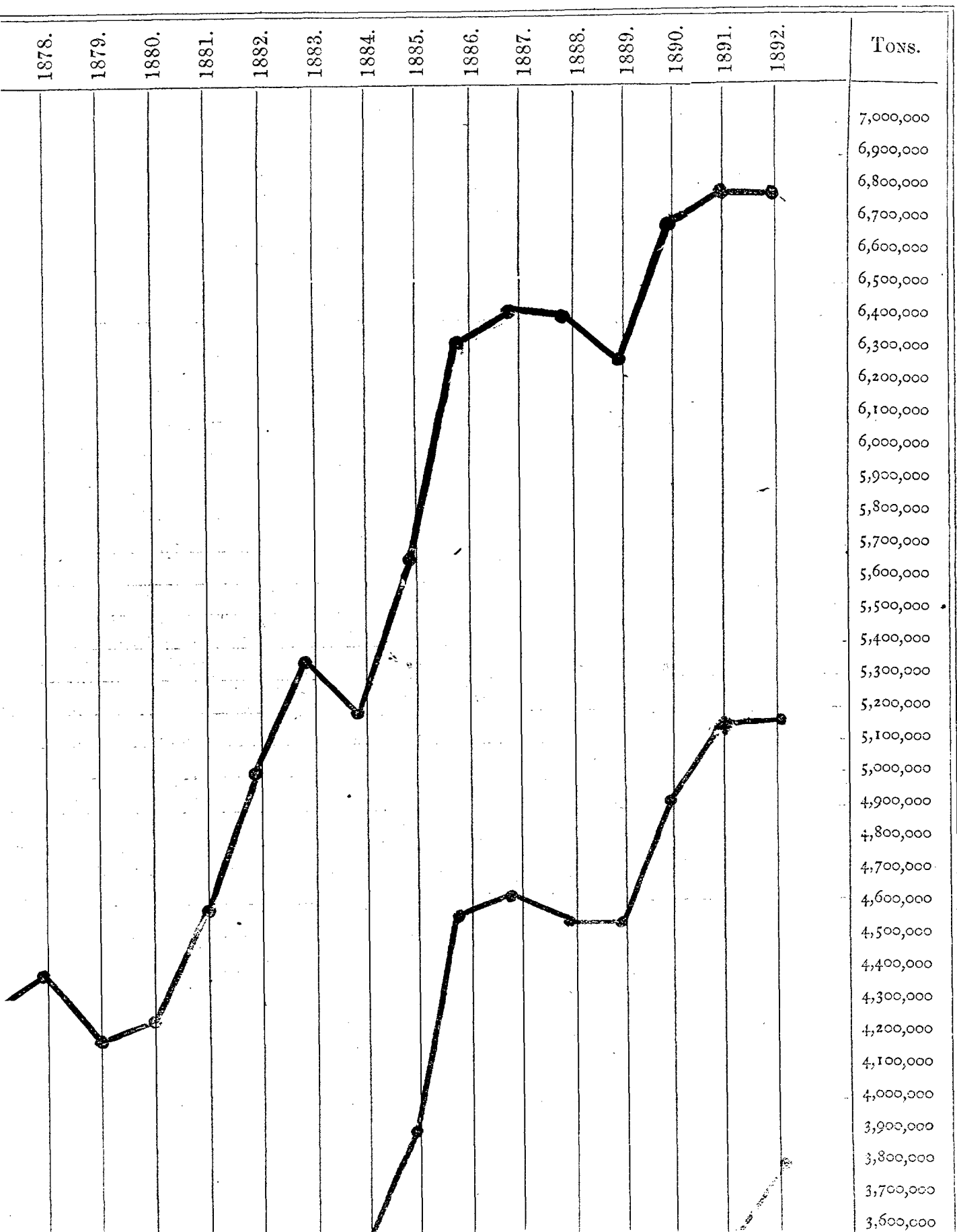
Shipping Tonnage only.

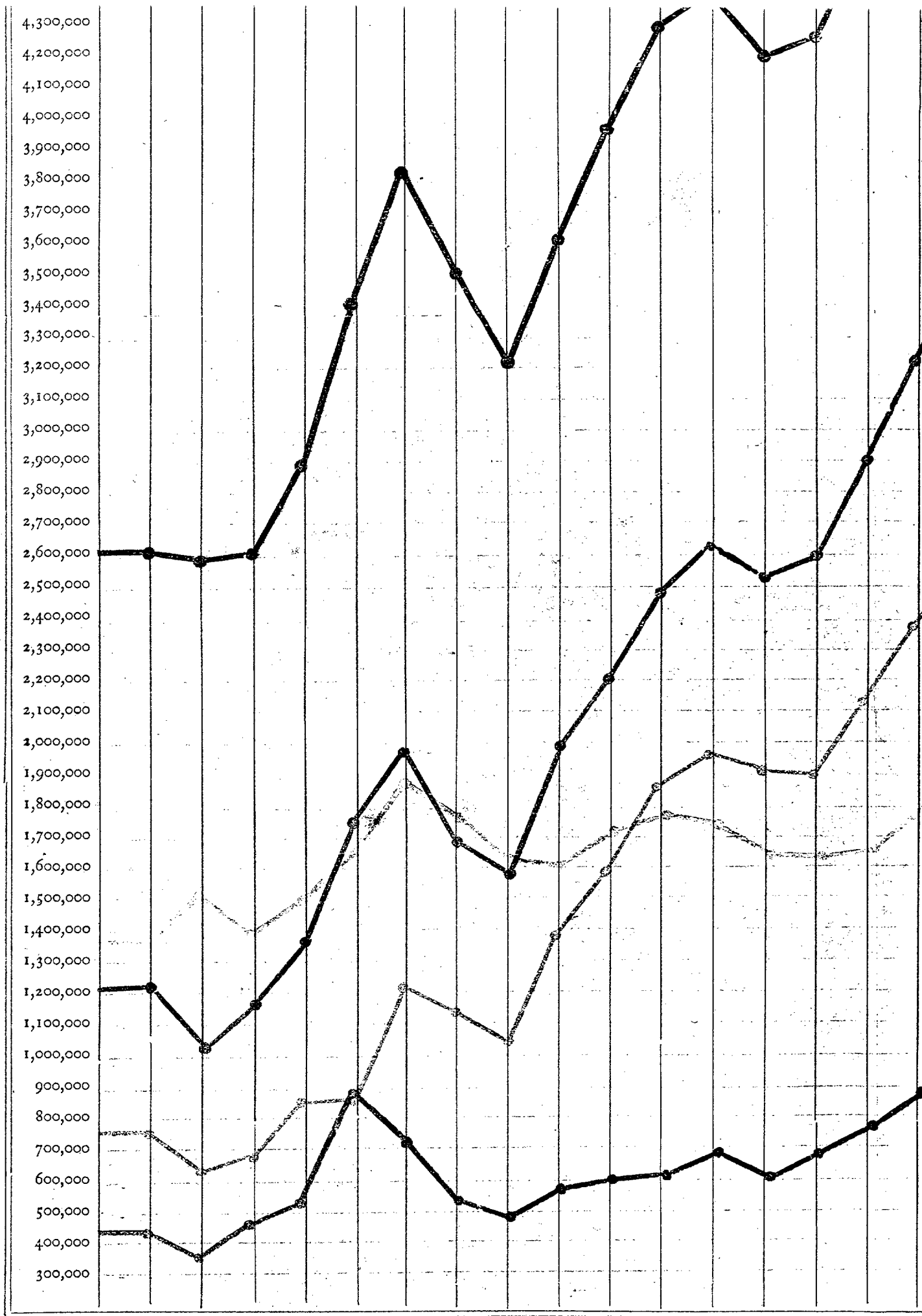
Shipping Tonnage only.

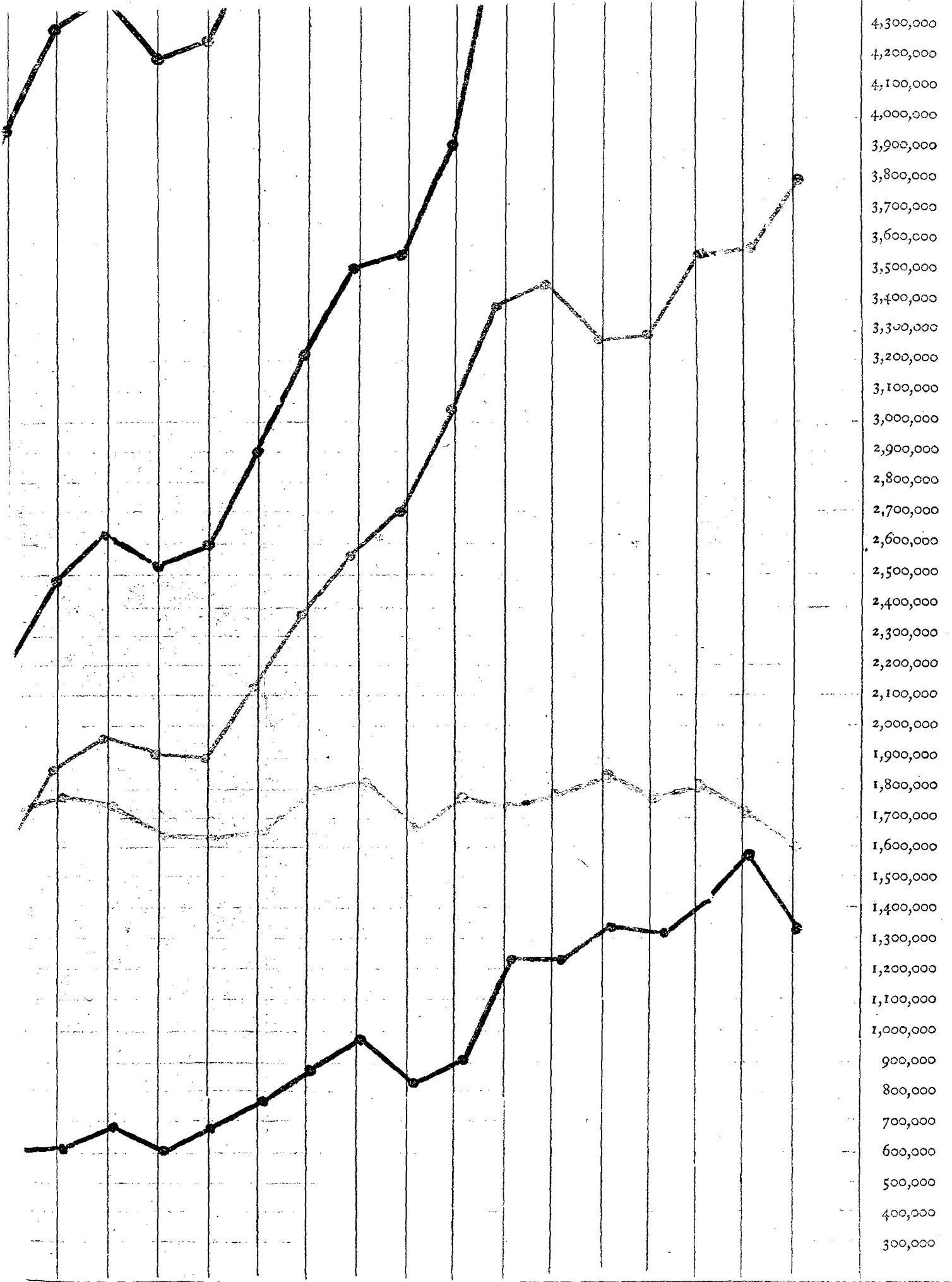
and Foreign Shipping Tonnage.

Tonnage only, excluding Local Trade.

entire Trade in British and Foreign Ships and Junks.







## NUMBER OF PERMITS, &amp;c. ISSUED.

	1891.	1892.	Increase.	Decrease.
Landing Permits, .....	344	477	133	...
Removal Permits, .....	12,995	13,165	170	...
Export Permits, .....	8,479	8,837	358	...
Permits to Chinese Customs' Hulk, .....	368	284	...	84
Memo. of Exports sent to the Commissioner of Chinese Customs, } Kowloon, .....	510	539	29	...

## SUMMARY OF EXPORTS, 1892.

	Malwa Chests.	Patna Chests.	Benares Chests.	Persian Chests.	Turkish Chests.	Total Chests.	Total in piculs.
By <i>Steamers</i> to Amoy, .....	165	199	2,479	1,814	...	4,657	5,237.95
Bombay, .....	3	...	...	...	...	3	3.
Bunder Abbas, ...	...	...	...	12	...	12	12.3
Bushire, .....	...	...	...	29	...	29	29.725
British Columbia, ...	...	954	...	...	...	954	1,144.8
British North Borneo, ...	...	...	4	26	...	30	31.45
Cairo, .....	...	...	...	3	...	3	3.075
Canton, .....	1,814	4,959	2,507	1	...	9,281	10,774.225
Chefoo, .....	6	1	4	...	...	11	12.
Foochow, .....	2,562½	1,066	345	862¼	...	4,835¾	5,139.50625
Formosa, .....	...	...	157	4,296	...	4,453	4,591.8
Haiphong, .....	...	...	450	7	...	457	547.175
Hankow, .....	62	29	...	...	...	91	96.8
Hoihow, .....	4	158	6	...	...	168	200.8
Macao, .....	...	3,642	159	...	110	3,911	4,671.2
Pakhoi, .....	...	84	483	...	...	567	680.4
Philippine Islands, ...	...	174	79	...	...	253	303.6
San Francisco, ...	...	...	1	...	...	1	1.2
Shanghai, .....	4,023½	6,014	4,510	166	1	14,714½	16,823.45
Straits Settlements, ...	9	410	332	210	...	961	1,114.65
Swatow, .....	3,026	1,768	1,311	302	...	6,402	7,024.35
By <i>Junks</i> to various adjacent } Ports in China, .....	272½	495	55	9	...	831½	941.725
TOTAL, .....	11,947½	19,948	12,882	7,737¼	111	52,625¾	59,385.18125

The information in column 7 above is on the following assumption :—

Patna and Benares per chest, .....	1.20 piculs.
Malwa and Turkish per chest, .....	1.00 „
Persian per chest, .....	1.025 „